






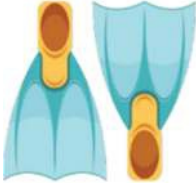




First sounds

Kindergarten Phonics Worksheet

Write the first sound for each picture.

Use each letter once.

l d m i s f a g

<input type="text"/> 	<input type="text"/> 
<input type="text"/> 	<input type="text"/> 
<input type="text"/> 	<input type="text"/> 
<input type="text"/> 	<input type="text"/> 



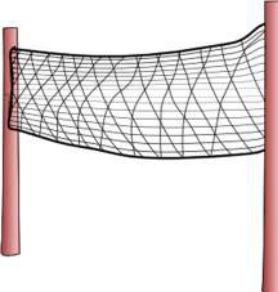




Middle sounds

Kindergarten Phonics Worksheet

Write the middle sound for each picture.

a e i o u

<input type="text"/>		<input type="text"/>	
<input type="text"/>		<input type="text"/>	
<input type="text"/>		<input type="text"/>	
<input type="text"/>		<input type="text"/>	



End sounds

Kindergarten Phonics Worksheet

Write the end sound for each picture.

Use each letter once.

d

t

l

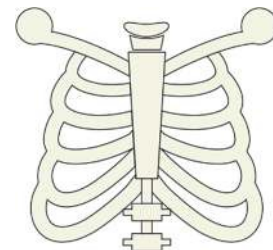


n

g

x

p

b






Write a Word

Kindergarten Phonics Worksheet

Look at the pictures. Circle the correct missing letter and write the letter to complete the word.



n f

a ts



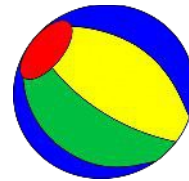
t p

ba



g i

f re



m b

all



o i

b x



k t

ap



Write a Word


Kindergarten Phonics Worksheet

Look at the pictures. Circle the correct missing letter and write the letter to complete the word.




p v

est



l d

wha e



b r

tu




s k

bi e



e g

ba



f w

ly



Write a Word

Kindergarten Phonics Worksheet

Look at the pictures. Circle the correct missing letter and write the letter to complete the word.



r c

bea




x o

f rk



k n

bu



w y

co



u h

c p



b r

ain



Write a Word

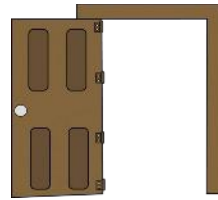
Kindergarten Phonics Worksheet

Look at the pictures. Circle the correct missing letter and write the letter to complete the word.




b f

ee



r u

doo



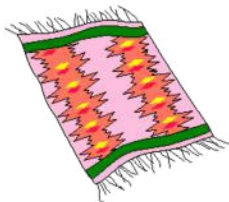
s i

p g



n b

et



u t

r g



a n


s ail




Sounds in Order

Kindergarten Phonics Worksheet

Look at the pictures. Read the letters, then write the letters in order to make the word.



e n h



e d r



u c p



t h a



b e w



n r u



Sounds in Order

Kindergarten Phonics Worksheet

Look at the pictures. Read the letters, then write the letters in order to make the word.



a t c




n v a



m a j



a t m



d p n o



u h g



Sounds in Order

Kindergarten Phonics Worksheet


Look at the pictures. Read the letters, then write the letters in order to make the word.



m p a



e j t



g b u



n a f



m a p l



i d g



Sounds in Order

Kindergarten Phonics Worksheet

Look at the pictures. Read the letters, then write the letters in order to make the word.



a g b



t d o



g o l



m g e



l a b l







a m h



Spell the Word

Kindergarten Phonics Worksheet

Look at the pictures. Fill in the blank spaces to spell the word.





	<i>digraph</i>		e	
		i	<i>digraph</i>	
	<i>digraph</i>		p	
	c		<i>digraph</i>	



Spell the Word

Kindergarten Phonics Worksheet

Look at the pictures. Fill in the blank spaces to spell the word.





	<p><i>digraph</i></p> <p>sh</p>	<p>e</p>	<p>e</p>	<p>p</p>
	<p>f</p>	<p>i</p>	<p><i>digraph</i></p> <p>sh</p>	
	<p><i>digraph</i></p> <p>ch</p>	<p>o</p>	<p>p</p>	
	<p>c</p>	<p>a</p>	<p><i>digraph</i></p> <p>sh</p>	



Spell the Word

Kindergarten Phonics Worksheet

Look at the pictures. Fill in the blank spaces to spell the word.





	<i>digraph</i>		
		a	
	<i>digraph</i>		
		u	
			b
			<i>digraph</i>
		b	
			d
	<i>digraph</i>		
		i	
			f



Spell the Word

Kindergarten Phonics Worksheet

Look at the pictures. Fill in the blank spaces to spell the word.





	<p><i>digraph</i></p> <p>wh</p>	a	<p>l</p>	<p>e</p>
	<p><i>digraph</i></p> <p>th</p>	u	<p>m</p>	b
	b	<p>r</p>	<p><i>digraph</i></p> <p>ea</p>	d
	<p><i>digraph</i></p> <p>th</p>	i	<p>e</p>	f



Spell the Word

Kindergarten Phonics Worksheet

Look at the pictures. Fill in the blank spaces to spell the word.





	f	<input type="text"/>	<input type="text" value="digraph"/>	t	
	b	<input type="text" value="digraph"/>	t	<input type="text"/>	
	c	o	<input type="text"/>	k	<input type="text" value="digraph"/>
	d	<input type="text"/>	e	<input type="text" value="digraph"/>	



Spell the Word

Kindergarten Phonics Worksheet

Look at the pictures. Fill in the blank spaces to spell the word.



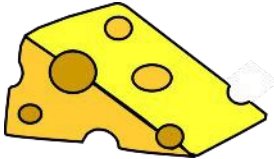

	f	r	ui	t
	b	oo	t	s
	c	o	k	ie
	d	r	e	ss



Spell the Word

Kindergarten Phonics Worksheet

Look at the pictures. Fill in the blank spaces to spell the word.



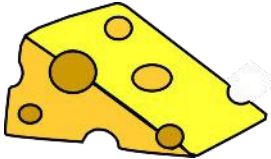

	<input type="text" value="r"/>	<input type="text" value="digraph"/>	<input type="text" value="d"/>
	<input type="text"/>	<input type="text" value="digraph"/>	<input type="text" value="l"/>
	<input type="text" value="digraph"/>	<input type="text" value="e"/>	<input type="text" value="s"/>
	<input type="text"/>	<input type="text" value="digraph"/>	<input type="text" value="i"/>



Spell the Word

Kindergarten Phonics Worksheet

Look at the pictures. Fill in the blank spaces to spell the word.

	r	<div data-bbox="553 541 794 795"><i>digraph</i> ea</div>	d		
	<div data-bbox="464 884 704 1140">g</div>		<div data-bbox="812 884 1052 1140"><i>digraph</i> ue</div>		
	<div data-bbox="464 1234 704 1491"><i>digraph</i> ch</div>	e	<div data-bbox="824 1234 1065 1491">e</div>	s	<div data-bbox="1187 1234 1427 1491">e</div>
	<div data-bbox="464 1577 704 1833">s</div>	i	<div data-bbox="824 1577 1065 1833"><i>digraph</i> ck</div>		



Adding s sounds

Kindergarten Phonics Worksheet

1. Say the word in Column 1.
2. Add an "s" sound to the beginning of the word.
3. What is your new word? Draw a line to it in Column 2.

Column 1



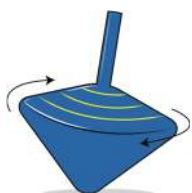
pot



pin



pill



top

Column 2





Adding c sounds

Kindergarten Phonics Worksheet

1. Say the word in Column 1.
2. Add a "c" sound to the beginning of the word.
3. What is your new word? Draw a line to it in Column 2.

Column 1



at



lip



up



ape

Column 2





Adding *b* sounds

Kindergarten Phonics Worksheet

1. Say the word in Column 1.
2. Add a “b” sound to the beginning of the word.
3. What is your new word? Draw a line to it in Column 2.

Column 1



OX



Ed



in



US

Column 2







Deleting sounds

Kindergarten Phonics Worksheet


1. Say the word in Column 1.
2. Take away the first sound.
3. What is your new word? Draw a line to it in Column 2.

Column 1

rice  - r = _____

clock  - c = _____

trip  - t = _____

farm  - f = _____

Column 2






Deleting sounds


Kindergarten Phonics Worksheet

1. Say the word in Column 1.
2. Take away the first sound.
3. What is your new word? Draw a line to it in Column 2.

Column 1

twig  - t = _____

seat  - s = _____

fear  - f = _____

stop  - s = _____

Column 2

