



## Read and sequence: Good morning!

### Kindergarten Reading Worksheet

Read the text. Then cut out the pictures.

Glue them in the order that they happened in the story.


Buzz! My clock wakes me.

First, I get out of bed.

Next, I brush my teeth.

Last, I get dressed for school.

First	Next	Last





## Read and sequence: Bedtime


### Kindergarten Reading Worksheet

Read the text. Then cut out the pictures.

Glue them in the order that they happened in the story.

It is time for bed. First, I change into my pajamas. Next, I brush my teeth. Then, I lay in bed while mom reads to me. Good night!

First	Next	Last





## Read and sequence: Baking


### Kindergarten Reading Worksheet

Read the text. Then cut out the pictures.

Glue them in the order that they happened in the story.

Mom and I will bake today! First,  
we mix the dough and place it  
on a pan. Next, we put it in the  
oven. Last, we eat the treat!

First	Next	Last





## Read and sequence: A race


### Kindergarten Reading Worksheet

Read the text. Then cut out the pictures.

Glue them in the order that they happened in the story.

It is time for the race to begin. First, the runners line up at the start. Then, the whistle blows. Finally, they begin to run! They run as fast as they can around the track.

First	Next	Last





## Sequencing events: Walking the dog

### Kindergarten Reading Worksheet

Read the sentences below.

Cut and paste them in the correct order.



1	We walk to the park.
2	I call my dog over.
3	I lead him out the door.
4	After our walk, I take off his leash.
5	We walk down the driveway.
6	I put the leash on my dog.




## Sequencing events: Planting flowers

### Kindergarten Reading Worksheet

Read the sentences below.

Cut and paste them in the correct order.



1	I rake the soil to loosen it.
2	I water the garden so the flowers will grow.
3	I weed the flower bed.
4	I put the bulbs in the holes.
5	I dig little holes for the bulbs.
6	I cover the bulbs with soil.



## Sequencing events: Washing hands

### Kindergarten Reading Worksheet

Read the sentences below.

Cut and paste them in the correct order.



1	Next, rub your hands together.
2	First, turn on the water.
3	Make sure it is not too hot or too cold.
4	Finally, dry your hands with a towel.
5	After that, rinse your hands.
6	Then, squirt a dab of soap onto one palm.



## Sequencing events: Going on a trip

### Kindergarten Reading Worksheet

Read the sentences below.

Cut and paste them in the correct order.



1	We pack our bags.
2	We share snacks on the ride.
3	We load the car with bags and snacks.
4	We get to the hotel and unload our car.
5	We relax and have fun.
6	We get in the car and get ready to go.





## True and false: Band practice

---

Kindergarten Reading Worksheet

Read the passage.

Three friends are in a band! They are meeting for practice.

Tony plays the flute.  
Dion plays the trumpet.  
Dax sings and plays piano.

They play songs for their friends.



Write a *T* if the sentence is True, and *F* if it is False.

- \_\_\_\_\_ Two friends are playing in a band.
- \_\_\_\_\_ Tony plays the flute.
- \_\_\_\_\_ Dion plays the trumpet.
- \_\_\_\_\_ Dax sings and plays trombone.
- \_\_\_\_\_ They play songs for their parents.



## True and false: Halloween!

### Kindergarten Reading Worksheet

Read the passage.

Halloween is coming and we are so excited!

We plan our costumes.

I will dress like a pumpkin!  
My sister will wear a dog costume. My brother will dress as a mummy.

We will go trick or treat!



Write a *T* if the sentence is True, and *F* if it is False.

- \_\_\_\_\_ Halloween is coming soon.
- \_\_\_\_\_ I will dress like a robot.
- \_\_\_\_\_ My sister will wear a dog costume.
- \_\_\_\_\_ My brother will dress as a mummy.
- \_\_\_\_\_ We will watch a scary movie.



## True and false: Missing shoes

---

### Kindergarten Reading Worksheet

Read the passage.

Mom is helping Ron find his shoes. They look all over the house.

Ron needs them for track practice.

Finally, they find them under the bed!

Now, Ron is late for practice.



Write a *T* if the sentence is True, and *F* if it is False.

- \_\_\_\_\_ Mom is helping Ron find his backpack.
- \_\_\_\_\_ They look all over the house.
- \_\_\_\_\_ Ron needs them for track practice.
- \_\_\_\_\_ Finally, they find them in the yard.
- \_\_\_\_\_ Ron is late for practice.



## True and false: Frogs

---

### Kindergarten Reading Worksheet

Read the passage.

Frogs are animals that live in a pond.

They are green, wet and slimy.

They hop very high.

Frogs lay eggs.



Write a *T* if the sentence is True, and *F* if it is False.

\_\_\_\_\_ Frogs live in a pond.

\_\_\_\_\_ Frogs are red.

\_\_\_\_\_ Frogs feel wet and slimy.

\_\_\_\_\_ Frogs can hop very high.

\_\_\_\_\_ Frogs do not lay eggs.



## Identifying characters

### Kindergarten Reading Worksheet

Read the story. Underline the names of the characters.

Write their names below.

A **character** is a person or animal in a story.

Mrs. Brown is teaching her class about bugs. They go outside to look for some.

Jenny finds a ladybug! We count the spots together. Then, Jamar saw a butterfly!

We drew pictures of the bugs we saw.



### **Characters:**

1. \_\_\_\_\_

2. \_\_\_\_\_

3. \_\_\_\_\_



## Identifying characters

### Kindergarten Reading Worksheet

Read the story. Underline the names of the characters.

Write their names below.

A **character** is a person or animal in a story.

Liam is having a birthday party at the trampoline park! He is having fun with his friends. They all brought him gifts! Ethan brought him a toy dinosaur. He opens a car from Austin, and a football from Paxton! Then, they all jump and play!



### **Characters:**

1. \_\_\_\_\_
2. \_\_\_\_\_
3. \_\_\_\_\_



## Drawing characters

### Kindergarten Reading Worksheet

Read the story. Underline the names of the characters.  
Draw a picture of each character in the space below.

A **character** is a person or animal in a story.

Jade and her friends are going out to Trick or Treat this Halloween! She is wearing her black cat costume. She meets her friend, Tony, who is dressed like a tiger. Together, they walk to Sam's house. He opens the door in a mummy costume. The group is ready to collect candies!



### **Characters:**



## Drawing characters

### Kindergarten Reading Worksheet

Read the story. Underline the names of the characters.  
Draw a picture of each character in the space below.

A **character** is a person or animal in a story.

Today is sports day at school! We get to play many different games. Ricky chooses to play basketball, but Molly wants to play soccer. Since Jody brought her racket to school, she will play tennis!



### **Characters:**





## Identifying the setting

Kindergarten Reading Worksheet

A **setting** is when and where a story takes place.

The students gather on the rug as the art teacher tells them about today's art class. They will be painting pottery.

The kids gather paint, brushes, and the clay pottery and bring it to the table. Then they paint until class is over.

They clean up, then line up at the door.

**Where does this story take place?**

---

---



## Identifying the setting

Kindergarten Reading Worksheet

A **setting** is when and where a story takes place.

Jordan is taking his first trip on an airplane. He is very excited!

As he boards, he gets to look inside the cockpit. That is where the pilot sits. He even meets the pilot!

Then, he finds his seat and buckles in.

**Where does this story take place?**

---

---



## Drawing the setting

---

Kindergarten Reading Worksheet

A **setting** is when and where a story takes place.

It is a lovely day, so I take my dog, Milo, for a walk in the park! We walk along the trail and see many trees and flowers. There is also a playground. We sit on a bench to take a break. We love the park!

**Where does this story take place?**

---

**Draw a picture of the story's setting:**



## Drawing the setting

---

Kindergarten Reading Worksheet

A **setting** is when and where a story takes place.

It was a hot day at the beach. The Davis family used an umbrella for shade. The kids splashed in the water, while mom and dad watched from the sand. Beach days are so fun!

**Where does this story take place?**

---

**Draw a picture of the story's setting:**



## Cause and effect

### Kindergarten Reading Worksheet

Check the best way to finish each sentence.

A **cause** is **WHY** something happens.

An **effect** is **WHAT** happens.

Cause	Effect
The dog saw a squirrel	<input type="checkbox"/> so it barked and chased it.
	<input type="checkbox"/> so it fell asleep.
It's Rob's birthday!	<input type="checkbox"/> so mom baked a cake.
	<input type="checkbox"/> so mom scolded him.
The kids are on a field trip at the zoo	<input type="checkbox"/> so they took a Math test.
	<input type="checkbox"/> so they saw a lion.



## Cause and effect

### Kindergarten Reading Worksheet

Match the effect with its cause by choosing the correct letter.

A **cause** is **WHY** something happens.

An **effect** is **WHAT** happens.

### Cause

### Effect

\_\_\_ 1. It's freezing cold!

a.They got sunburned.

\_\_\_ 2. Mary lost her  
wallet.

b. He got bruised.

\_\_\_ 3. Mom got a gift.

c. The boy slips on the  
ice.

\_\_\_ 4. Mike fell on his  
bike.

d. She cried.

\_\_\_ 5. The kids played on  
the beach.

e. The baby was  
awaken.

\_\_\_ 6. The dog barked.

f. She is surprised.



## Cause and effect

---

### Kindergarten Reading Worksheet

Write the missing cause or effect.

A **cause** is **WHY** something happens.

An **effect** is **WHAT** happens.

1. Cause: \_\_\_\_\_

Effect: Mary went to the hospital.

2. Cause: \_\_\_\_\_

Effect: Jo's dad bought her a new bike.

3. Cause: Grandma baked cookies.

Effect: \_\_\_\_\_

4. Cause: Tom broke Robin's toy car.

Effect: \_\_\_\_\_

5. Cause: Sam played games instead of studying for his test.

Effect: \_\_\_\_\_



## Fiction or nonfiction books?

Kindergarten Reading Worksheet

Read the title of each book.

Write "FICTION" under the fiction books.

Write "NON-FICTION" under the non-fiction books.








## Fiction or nonfiction books?

Kindergarten Reading Worksheet

Read the title of each book.

Write "FICTION" under the fiction books.

Write "NON-FICTION" under the non-fiction books.





## Fiction or nonfiction

### Kindergarten Reading Worksheet

Read each passage.

Is it fiction or nonfiction?

Did you know that pumpkins are fruit? This is because they have seeds inside them. You can plant pumpkin seeds and watch new pumpkins grow!	Fiction	Non fiction
Last Halloween, we carved a pumpkin to look like a jack-o-lantern. When we were done, he began to talk! We took him trick or treating!	Fiction	Non fiction
You can make many foods with pumpkin! You can roast it, or bake it in a pie. You can even eat the seeds.	Fiction	Non fiction





## Fiction or nonfiction

### Kindergarten Reading Worksheet

Read each passage.

Is it fiction or nonfiction?

Glasses help people see more clearly. They make things look larger to the person wearing them. A doctor helps you find the right glasses for you.	Fiction	Non fiction
Ken has a really cool pair of x-ray glasses. When he wears them, he can see through walls! He wears them on his spy missions.	Fiction	Non fiction
Glass is a hard and clear surface. It is used to make the lenses in a pair of glasses. Be careful with glass, it can break.	Fiction	Non fiction

