



## Counting and recognizing numbers

Kindergarten Numbers & Counting Worksheet

Count the animals and circle the right number.



1

2

3

Trace the numbers.

1

2

3

4

5

6

7

8

9

10



## Counting and recognizing numbers

Kindergarten Numbers & Counting Worksheet

Count the animals and circle the right number.



1

2

3

Trace the numbers.

1

2

3

4

5

6

7

8

9


10



## Counting and recognizing numbers

Kindergarten Numbers & Counting Worksheet

Count the animals and circle the right number.



1

2

3

Trace the numbers.

1

2

3

4

5

6

7

8

9


10



## Counting and recognizing numbers

Kindergarten Numbers & Counting Worksheet

Count the animals and circle the right number.



4

5

6

Trace the numbers.

1

2

3

4

5

6

7

8

9


10



# Counting and recognizing numbers

Kindergarten Numbers & Counting Worksheet

Count the animals and circle the right number.



4

5

6

Trace the numbers.

1

2

3

4

5

6

7

8

9


10



## Counting and recognizing numbers

Kindergarten Numbers & Counting Worksheet

Count the animals and circle the right number.



4

5

6

Trace the numbers.

1

2

3

4

5

6

7

8

9


10



## Counting and recognizing numbers

Kindergarten Numbers & Counting Worksheet

Count the animals and circle the right number.



7

8

9

Trace the numbers.

1

2

3

4

5

6

7

8

9


10



# Counting and recognizing numbers

Kindergarten Numbers & Counting Worksheet

Count the animals and circle the right number.



7

8

9

Trace the numbers.

1

2

3

4

5

6

7

8

9

10






## Counting and recognizing numbers

Kindergarten Numbers & Counting Worksheet

Count the animals and circle the right number.



7

8

9

Trace the numbers.

1

2

3

4

5

6

7

8

9


10



## Counting and recognizing numbers

Kindergarten Numbers & Counting Worksheet

Count the animals and circle the right number.



8                      9                      10

Trace the numbers.


1            2            3            4            5  
6            7            8            9            10



## Counting and recognizing numbers

Kindergarten Numbers & Counting Worksheet

Count the animals and circle the right number.



10      11      12

Trace the numbers.


11    12    13    14    15  
16    17    18    19    20



## Counting and recognizing numbers

Kindergarten Numbers & Counting Worksheet

Count the animals and circle the right number.



10      11      12

Trace the numbers.


11   12   13   14   15  
16   17   18   19   20



## Counting and recognizing numbers

Kindergarten Numbers & Counting Worksheet

Count the animals and circle the right number.



13

14

15

Trace the numbers.

11

12

13

14

15

16

17

18

19


20



## Counting and recognizing numbers

Kindergarten Numbers & Counting Worksheet

Count the animals and circle the right number.



13

14

15

Trace the numbers.

11

12

13

14

15

16

17

18

19


20



## Counting and recognizing numbers

Kindergarten Numbers & Counting Worksheet

Count the animals and circle the right number.



13      14      15

Trace the numbers.

11    12    13    14    15  
16    17    18    19    20



## Counting and recognizing numbers

Kindergarten Numbers & Counting Worksheet

Count the animals and circle the right number.



16      17      18

Trace the numbers.

11   12   13   14   15  
16   17   18   19   20






## Counting and recognizing numbers

Kindergarten Numbers & Counting Worksheet

Count the animals and circle the right number.



16      17      18

Trace the numbers.

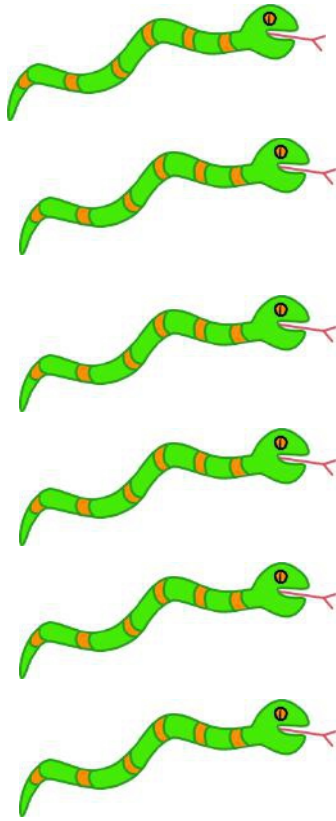
11   12   13   14   15  
16   17   18   19   20



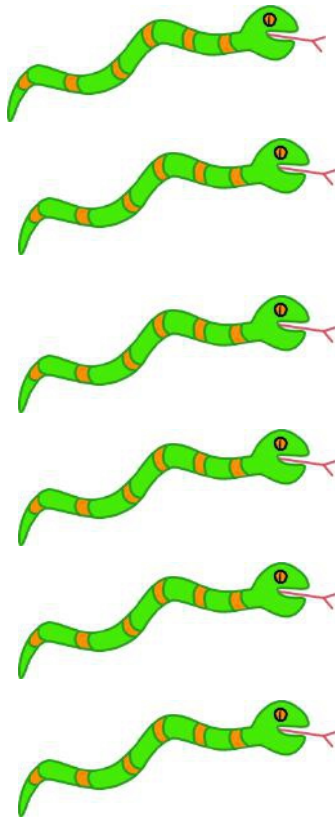
# Counting and recognizing numbers

Kindergarten Numbers & Counting Worksheet

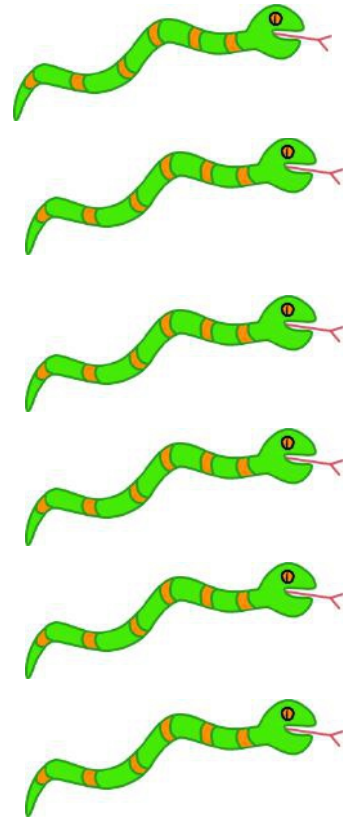
Count the animals and circle the right number.



16



17



18

Trace the numbers.


11    12    13    14    15  
16    17    18    19    20



# Counting and recognizing numbers

Kindergarten Numbers & Counting Worksheet

Count the animals and circle the right number.



18

19

20

Trace the numbers.

11

12

13

14

15

16

17

18

19

20



## Counting and recognizing numbers

Kindergarten Numbers & Counting Worksheet

Count the animals and circle the right number.



18

19

20

Trace the numbers.

11

12

13

14

15

16

17

18

19





20



# Counting fish

Kindergarten Counting Worksheet

Count the fish. Write the number.

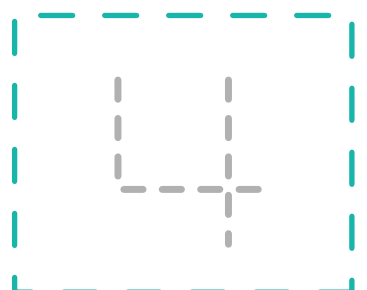







# Counting popsicles

Kindergarten Counting Worksheet

Count the popsicles. Write the number





## Counting airplanes

Kindergarten Counting Worksheet

Count the airplanes. Write the number.



ONE



TWO



THREE



FOUR



# Counting balloons

Kindergarten Counting Worksheet

Count the balloons. Write the number.



ONE



TWO



THREE



FOUR







## Count and color

Kindergarten Numbers and Counting Worksheet


Color the correct number of pictures.




3



5



2



1



## Count and color

Kindergarten Numbers and Counting Worksheet

Color the correct number of pictures.



4



2



3



5



3



## Count and color

Kindergarten Numbers and Counting Worksheet

Color the correct number of pictures.



4



3



1



5



# Count and color

Kindergarten Numbers and Counting Worksheet

Color the correct number of pictures.



1



5



2



4



3



## Count and color

Kindergarten Numbers and Counting Worksheet

Color the correct number of pictures.



2



4



3



5



## Count and color

Kindergarten Numbers and Counting Worksheet

Color the correct number of pictures.



2



4



3




5




## Count the rockets

Kindergarten Counting Worksheet

Count and color the correct number.




7 OR 3




2 OR 5



5 OR 1



4 OR 2



2 OR 4



## Count the cats

Kindergarten Counting Worksheet

Count and color the correct number.



5 OR 3



2 OR 1



4 OR 2



5 OR 4



1 OR 7





# Count the dinosaurs

Kindergarten Counting Worksheet

Count and match.



1



2



3



4



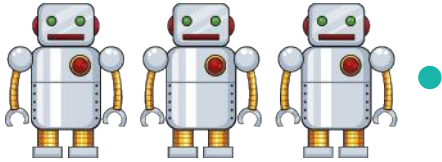
5




# Count the toys

Kindergarten Counting Worksheet

Count and match.




2




4



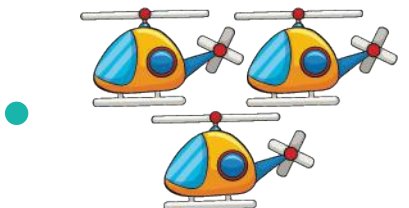
5



3



1





## Count the white dots

Kindergarten Counting Worksheet

Count and color the correct number.



4

3



5

2



1

3



5

4



6

3



0

1



# Count the birthday candles

Kindergarten Counting Worksheet

Count and color the correct number.




- 1
- 2
- 3



- 4
- 5
- 6



- 5
- 1
- 6



- 6
- 0
- 3



- 1
- 2
- 3









- 5
- 3
- 2



# Counting numbers 1-5

Kindergarten Numbers & Counting Worksheet

Count the objects and write the number inside the box.







 <input data-bbox="116 779 266 947" type="text"/>	 <input data-bbox="829 779 979 947" type="text"/>
 <input data-bbox="116 1283 266 1451" type="text"/>	 <input data-bbox="829 1283 979 1451" type="text"/>
 <input data-bbox="116 1787 266 1955" type="text"/>	 <input data-bbox="829 1787 979 1955" type="text"/>



# Counting numbers 1-5

Kindergarten Numbers & Counting Worksheet

Count the objects and write the number inside the box.



 <input data-bbox="116 777 267 945" type="text"/>	 <input data-bbox="828 777 979 945" type="text"/>
 <input data-bbox="116 1281 267 1449" type="text"/>	 <input data-bbox="828 1281 979 1449" type="text"/>
 <input data-bbox="116 1785 267 1953" type="text"/>	 <input data-bbox="828 1785 979 1953" type="text"/>



## Counting up to 5 objects

Kindergarten Numbers & Counting Worksheet

Count the creatures. Write the number.









# Counting up to 5 objects

Kindergarten Numbers & Counting Worksheet

Count the trains. Write the number.










# Counting up to 5 objects

Kindergarten Numbers & Counting Worksheet

Count and write the number.





# Counting up to 5 objects

Kindergarten Numbers & Counting Worksheet

Count and write the number.






# Count the circus pictures

Kindergarten Numbers & Counting Worksheet

How many of each?







# Count the toys

Kindergarten Numbers & Counting Worksheet

How many of each?





# Count the candies

Kindergarten Numbers & Counting Worksheet

How many of each?










# Count the eggs

Kindergarten Numbers & Counting Worksheet

How many of each?



□

□

□

□



# Count the surfboards

Kindergarten Numbers & Counting Worksheet

How many of each?



	<input type="text"/>		<input type="text"/>		<input type="text"/>		<input type="text"/>
---	----------------------	---	----------------------	---	----------------------	---	----------------------



# Count the vehicles

Kindergarten Numbers & Counting Worksheet

How many of each?







## Count the objects

Kindergarten Counting Worksheet

Count and circle the answers.



6

OR

5



4

OR

3



5

OR

4



2

OR

1



9

OR

8



# Count the objects

Kindergarten Counting Worksheet


Count and circle the answer.

6 7




A box containing seven yellow leaves scattered across the center. The number 6 is on the left and the number 7 is on the right.

2 4




A box containing four red tomatoes with green stems. The number 2 is on the left and the number 4 is on the right.

5 3




A box containing three blue seashells. The number 5 is on the left and the number 3 is on the right.

3 2




A box containing two pink flowers with yellow centers. The number 3 is on the left and the number 2 is on the right.

6 8



A box containing eight blue snowflakes. The number 6 is on the left and the number 8 is on the right.

9 8




A box containing nine red stars arranged in a 3x3 grid. The number 9 is on the left and the number 8 is on the right.




## Count the feathers

Kindergarten Counting Worksheet


Count the feathers. Circle the answers.



8  
7  
6



7  
10  
4



7  
8  
5




6  
5  
2




3  
8  
4




Count the balls. Circle the answers.




**2 9 7 4 8**



**5 8 6 7 9**



**5 2 1 4 2**



**2 1 4 8 3**



# Count the gifts

Kindergarten Counting Worksheet

Count and match.



3



10



7



8



6



# Counting by crossing out

Kindergarten Counting Worksheet

Count, cross-out and write the number.





# Count the presents

Kindergarten Counting Worksheet

Count and match.

10



7



6



9



8





# Counting by crossing out

Kindergarten Counting Worksheet

Count, cross-out and write the number.

10 cartoon boys in blue overalls and caps, each holding a spray bottle. To the right is a large empty rounded square box for writing the number.

10 cartoon boys in blue overalls and caps, each holding a spray bottle. To the right is a large empty rounded square box for writing the number.

10 cartoon boys in blue overalls and caps, each holding a spray bottle. They alternate between standing upright and upside down. To the right is a large empty rounded square box for writing the number.

10 cartoon boys in blue overalls and caps, each holding a spray bottle. To the right is a large empty rounded square box for writing the number.






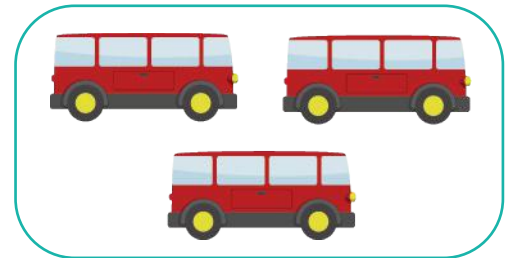
## Counting by crossing out

Kindergarten Counting Worksheet


Count, cross-out and write the number.



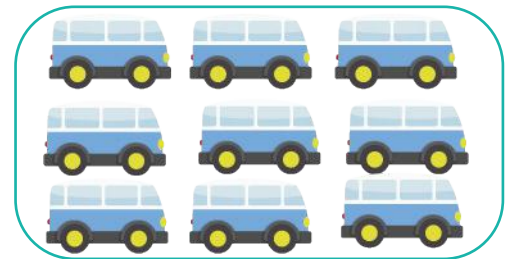
1. There are ..... scooters.



2. There are ..... buses.



3. There are ..... train cars.



4. There are ..... vans.



5. There are ..... motorcycles.



# Counting by crossing out

Kindergarten Counting Worksheet

Count, cross-out and write the number.













# Counting numbers 1-10

## Kindergarten Numbers & Counting Worksheet

Count the objects and write the number inside the box.








 <input data-bbox="115 657 267 829" type="text"/>	 <input data-bbox="824 657 977 829" type="text"/>
 <input data-bbox="115 1039 267 1211" type="text"/>	 <input data-bbox="824 1039 977 1211" type="text"/>
 <input data-bbox="115 1421 267 1593" type="text"/>	 <input data-bbox="824 1421 977 1593" type="text"/>
 <input data-bbox="115 1803 267 1976" type="text"/>	 <input data-bbox="824 1803 977 1976" type="text"/>



# Counting numbers 1-10

Kindergarten Numbers & Counting Worksheet

Count the objects and write the number inside the box.

 <input data-bbox="116 659 266 829" type="text"/>	 <input data-bbox="826 659 976 829" type="text"/>
 <input data-bbox="116 1041 266 1211" type="text"/>	 <input data-bbox="826 1041 976 1211" type="text"/>
 <input data-bbox="116 1423 266 1593" type="text"/>	 <input data-bbox="826 1423 976 1593" type="text"/>
 <input data-bbox="116 1801 266 1971" type="text"/>	 <input data-bbox="826 1801 976 1971" type="text"/>



# Counting numbers 1-10

Kindergarten Numbers & Counting Worksheet

Count the objects and write the number inside the box.

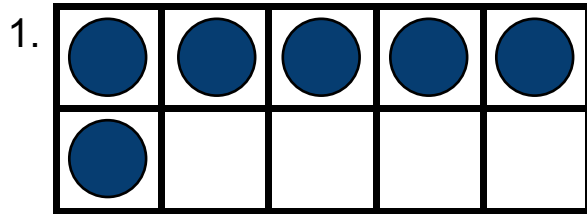
 <input data-bbox="118 659 266 829" type="text"/>	 <input data-bbox="829 659 977 829" type="text"/>
 <input data-bbox="118 1043 266 1213" type="text"/>	 <input data-bbox="829 1043 977 1213" type="text"/>
 <input data-bbox="118 1423 266 1593" type="text"/>	 <input data-bbox="829 1423 977 1593" type="text"/>
 <input data-bbox="118 1808 266 1978" type="text"/>	 <input data-bbox="829 1808 977 1978" type="text"/>



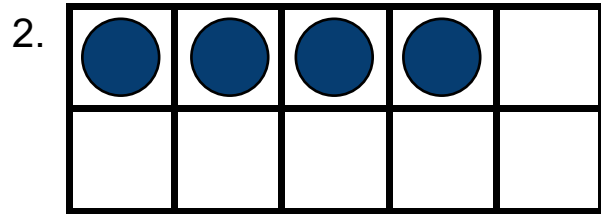
# Ten frames counting

Kindergarten Numbers & Counting Worksheet

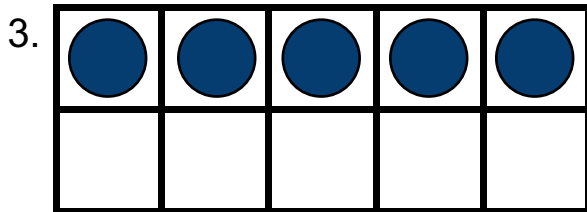
Count the counters in each frame.



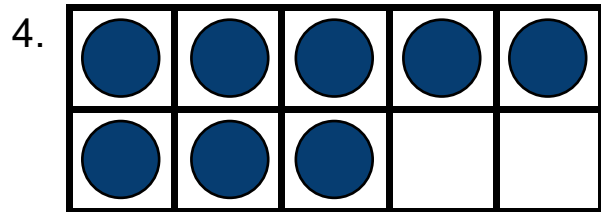
\_\_\_\_\_



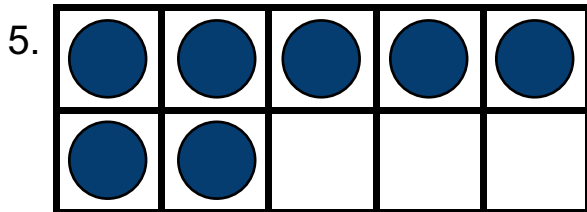
\_\_\_\_\_




\_\_\_\_\_



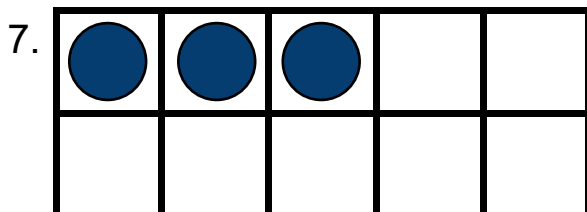
\_\_\_\_\_



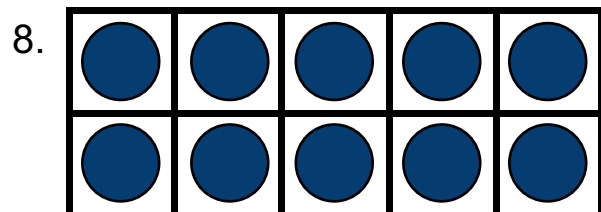
\_\_\_\_\_



\_\_\_\_\_



\_\_\_\_\_



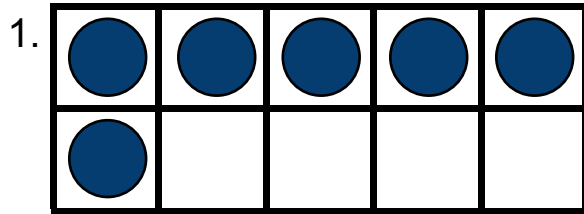
\_\_\_\_\_



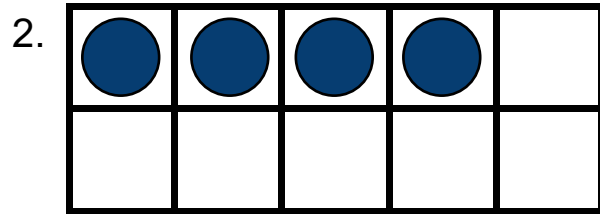
# Ten frames counting

## Kindergarten Numbers & Counting Worksheet

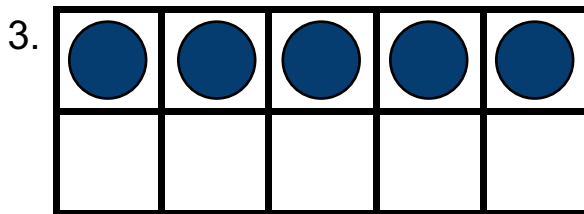
Answers:



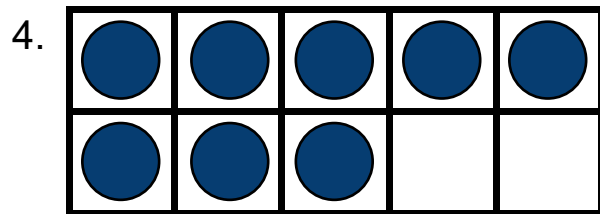
6



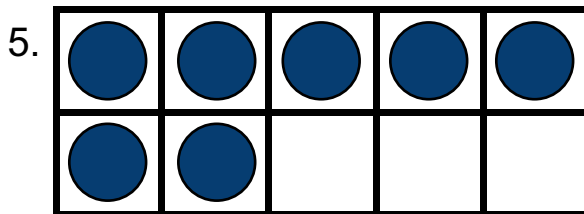
4




5



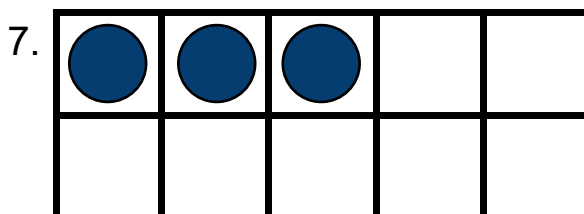
8



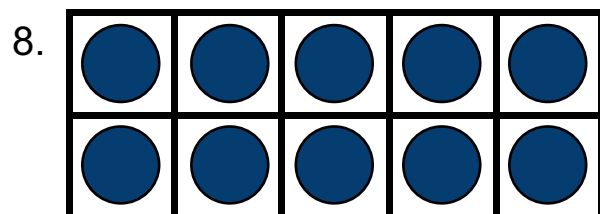
7



1



3



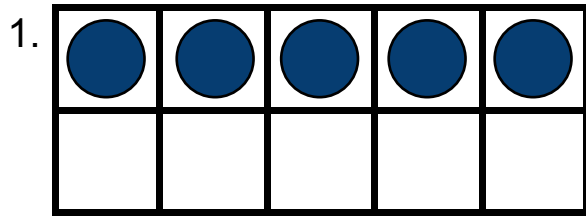
10



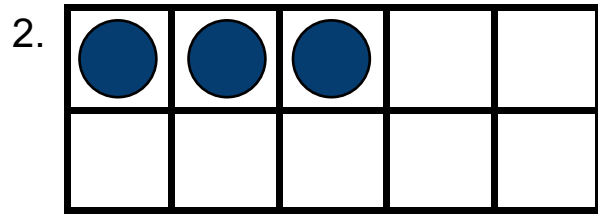
# Ten frames counting

Kindergarten Numbers & Counting Worksheet

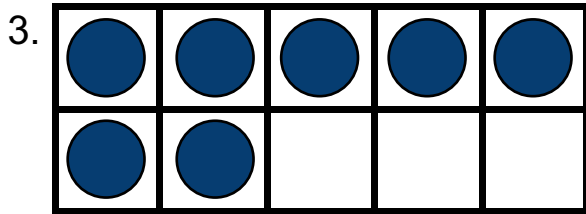
Count the counters in each frame.



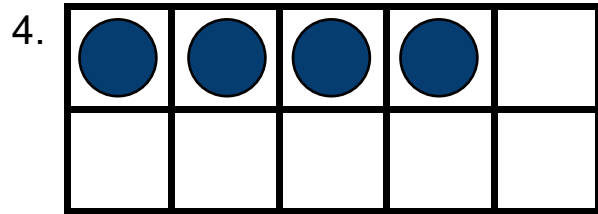
\_\_\_\_\_



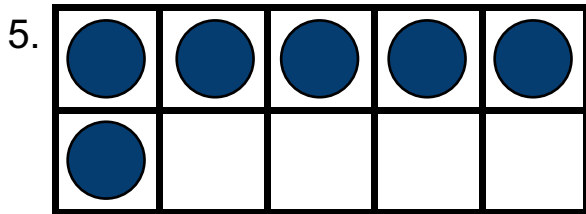
\_\_\_\_\_



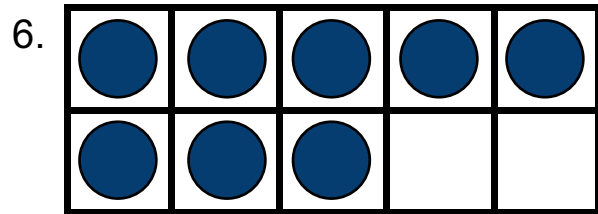
\_\_\_\_\_



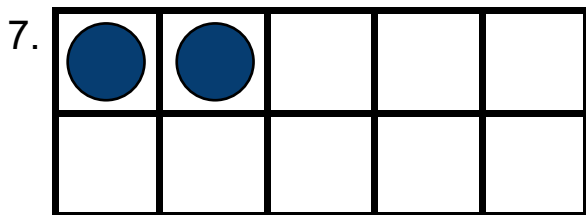
\_\_\_\_\_



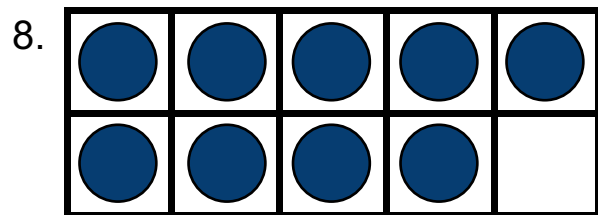
\_\_\_\_\_



\_\_\_\_\_



\_\_\_\_\_



\_\_\_\_\_

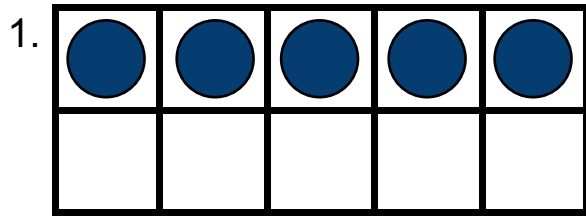




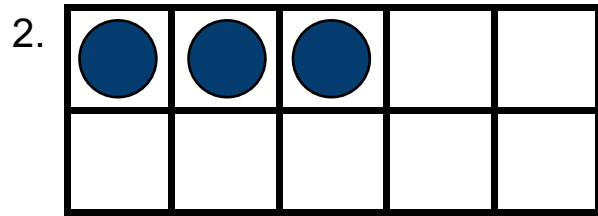
# Ten frames counting

## Kindergarten Numbers & Counting Worksheet

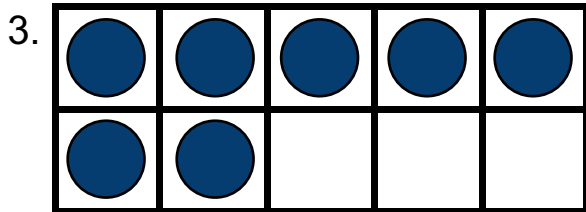
Answers:



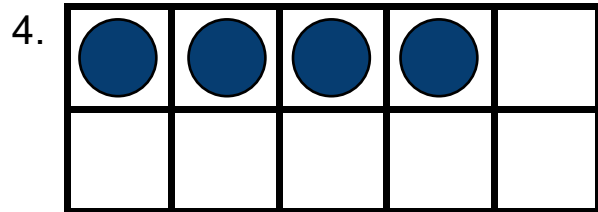
5



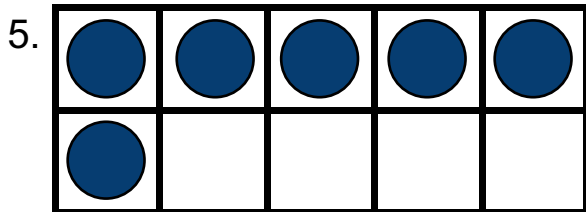
3



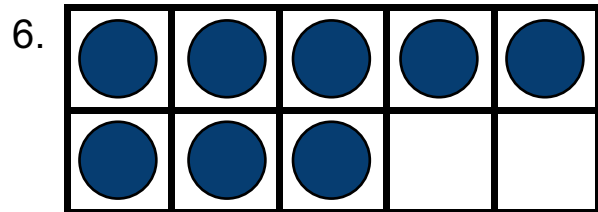
7



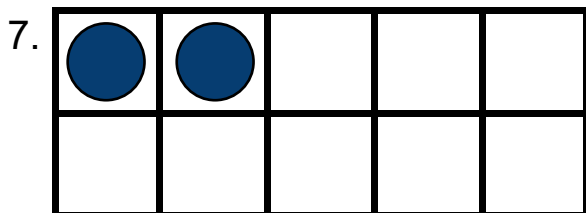
4



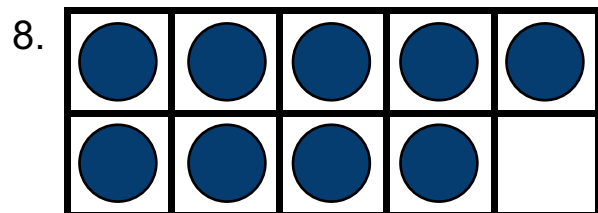
6



8



2



9



# Ten frames counting

Kindergarten Numbers & Counting Worksheet

Draw the counters for each frame.

1. 2 counters


2. 7 counters


3. 8 counters


4. 4 counters


5. 3 counters


6. 5 counters


7. 9 counters


8. 1 counter




# Ten frames counting

## Kindergarten Numbers & Counting Worksheet

Draw the counters for each frame.

1. 3 counters


2. 6 counters


3. 1 counter


4. 8 counters


5. 5 counters


6. 4 counters


7. 2 counters


8. 10 counters

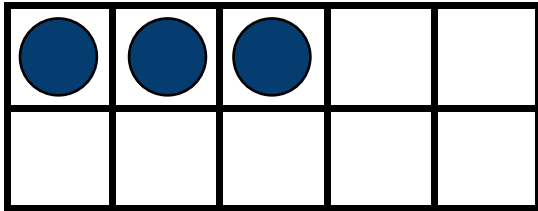



# Ten frames counting

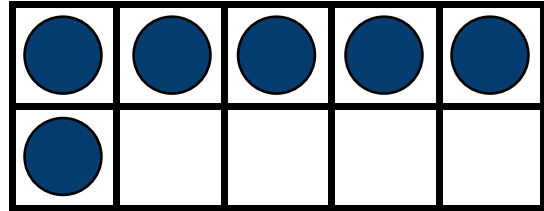
## Kindergarten Numbers & Counting Worksheet

Answers:


1. 3 counters



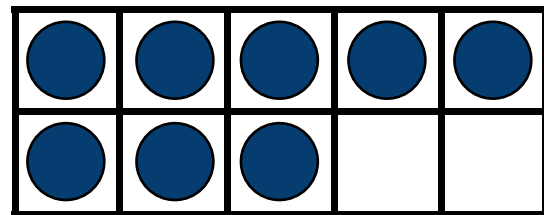
2. 6 counters



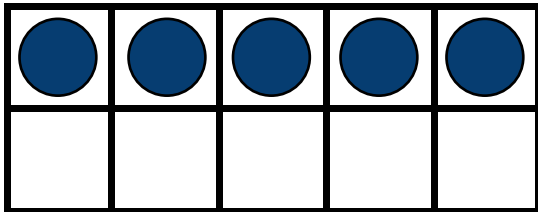
3. 1 counter



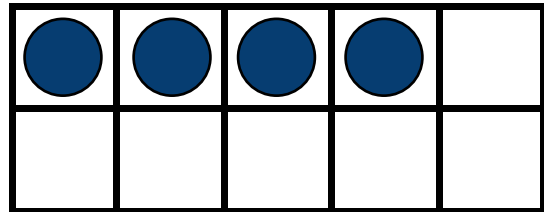
4. 8 counters



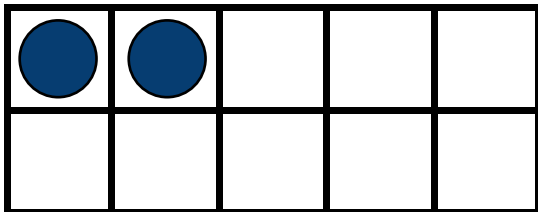
5. 5 counters



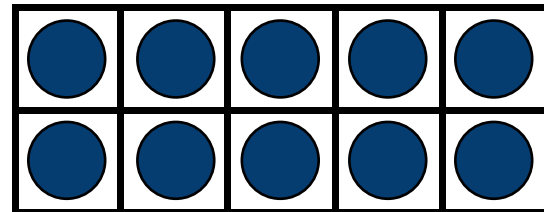
6. 4 counters



7. 2 counters



8. 10 counters





# Ten frames counting

## Kindergarten Numbers & Counting Worksheet

Draw counters in each frame and write the number.

1.          counters


2.          counters


3.          counters


4.          counters


5.          counters


6.          counters


7.          counters




8.          counters




# Counting up to 10 objects

Kindergarten Numbers & Counting Worksheet

Count and write the number.





# Counting up to 10 objects

Kindergarten Numbers & Counting Worksheet

Count and write the number.

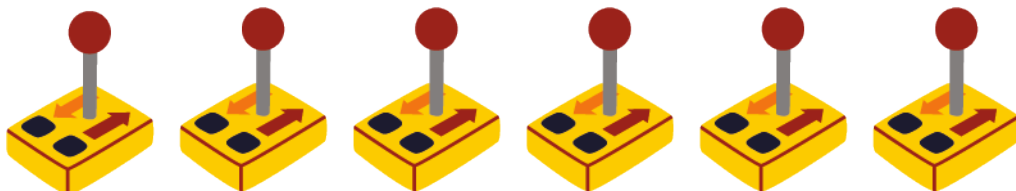




# Counting up to 10 objects

Kindergarten Numbers & Counting Worksheet

Count and write the number.





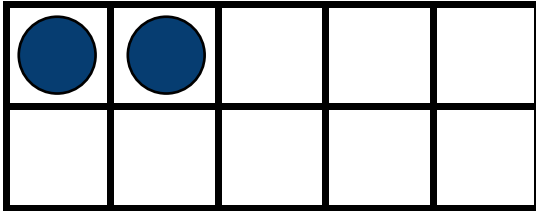


# Ten frames counting

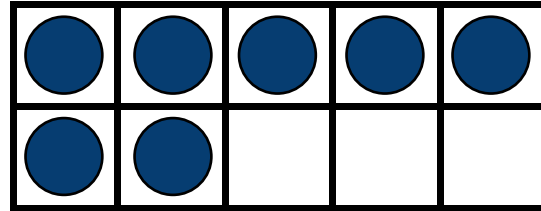
## Kindergarten Numbers & Counting Worksheet

Answers:

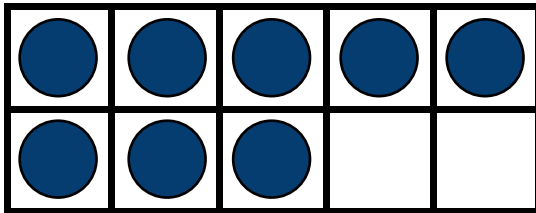
1. 2 counters



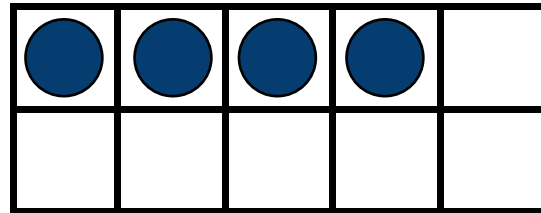
2. 7 counters



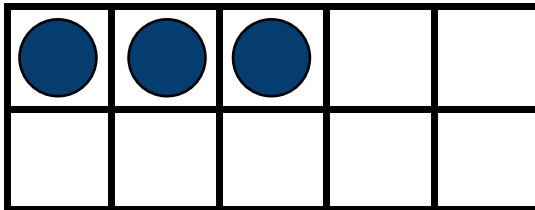
3. 8 counters



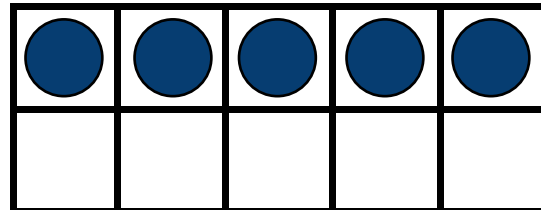
4. 4 counters



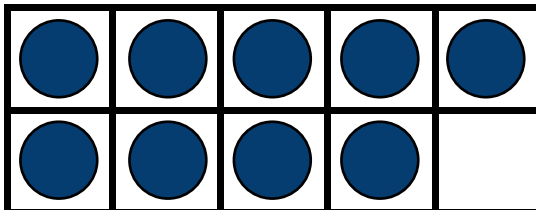
5. 3 counters



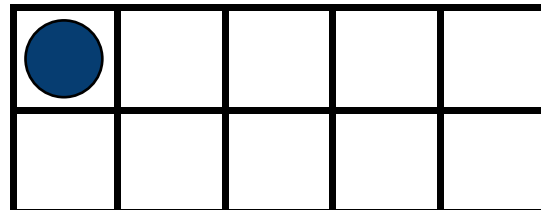
6. 5 counters



7. 9 counters



8. 1 counter








# Counting up to 10 objects

Kindergarten Numbers & Counting Worksheet

Count and write the number.









# Counting up to 10 objects

Kindergarten Numbers & Counting Worksheet

Count and write the number.








## Count and draw to make 10

---

Kindergarten Counting Worksheet

Count the fish. Draw more fish until you have 10.





# Count and draw to make 10

---

Kindergarten Counting Worksheet

Count the cones. Draw more cones until you have 10.













# Count and draw to make 10

Kindergarten Counting Worksheet

Count the robots. Draw more robots until you have 10.





## Counting and number lines

Kindergarten Counting Worksheet

Count the teddy bears.



Circle the right number:

**5**

**3**

**7**

**6**

Circle the right word:

**Two**

**Nine**

**Five**

**Eight**

Circle the right spot on the number line:



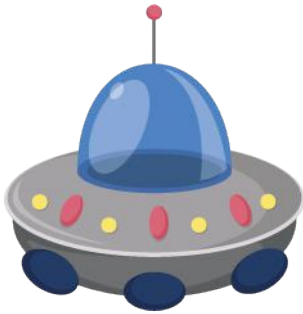


# Count and draw to make 10

---

Kindergarten Counting Worksheet

Count the spaceships. Draw more spaceships until you have 10.








## Counting and number lines

Kindergarten Counting Worksheet

Count the apples.



Circle the right number:

**9**

**4**

**8**

**5**

Circle the right word:

**Seven**

**Three**

**Nine**

**One**

Circle the right spot on the number line:





# Counting and number lines

Kindergarten Counting Worksheet

Count the trees.



Circle the right number:

**8**

**2**

**6**

**4**

Circle the right word:

**Two**

**Four**

**Eight**

**Six**

Circle the right spot on the number line:





## Counting and number lines

---

Kindergarten Counting Worksheet

Count the chocolate chips.



Circle the right number:

**1                      5                      7                      6**

---

Circle the right word:

**Nine                  Two                  Seven                  One**

---

Circle the right spot on the number line:






# Counting plus 1 more

---

Kindergarten Counting Worksheet

Count the fish



How many fish are there?

Draw 1 more fish.

Now how many fish are there?



# Counting plus 1 more

Kindergarten Counting Worksheet

Count the teddy bears



How many teddy bears are there?

Draw 1 more teddy bear.




Now how many teddy bears are there?



# Counting plus 1 more

Kindergarten Counting Worksheet

Count the trains



How many trains are there?

Draw 1 more train.


Now how many trains are there?



# Counting and 1 less

Kindergarten Counting Worksheet

Count the planes



How many planes are there?

Cross-out 1 plane.

Now how many planes are there?



# Counting and 1 less

Kindergarten Counting Worksheet

Count the cars



How many cars are there?

Cross-out 1 car.

Now how many cars are there?






# Counting numbers 1-10

Kindergarten Numbers & Counting Worksheet

Circle the correct number of objects.

Circle 5 hearts.



Circle 3 stars.




Circle 6 notes.




Circle 4 drops.



Circle 8 pencils.



Circle 2 balls.





# Counting and 1 less

Kindergarten Counting Worksheet

Count the unicorns



How many unicorns are there?

Cross-out 1 unicorn.

Now how many unicorns are there?




# Counting numbers 1-10

Kindergarten Numbers & Counting Worksheet

Circle the correct number of objects.

Circle 7 hearts.



Circle 10 stars.




Circle 2 notes.




Circle 7 drops.



Circle 6 pencils.



Circle 3 balls.






# Counting numbers 1-10

Kindergarten Numbers & Counting Worksheet

Circle the correct number of objects.

Circle 8 hearts.



Circle 6 stars.




Circle 3 notes.




Circle 9 drops.



Circle 4 pencils.



Circle 5 balls.






# Counting numbers 1-10

Kindergarten Numbers & Counting Worksheet

Circle the correct number of objects.

Circle 6 hearts.



Circle 3 stars.




Circle 5 notes.




Circle 7 drops.



Circle 8 pencils.



Circle 2 balls.








# Count the beach items

Kindergarten Numbers & Counting Worksheet

How many of each?



	<input type="text"/>		<input type="text"/>		<input type="text"/>
---	----------------------	---	----------------------	---	----------------------



# Count the Easter items

Kindergarten Numbers & Counting Worksheet

How many of each?





## Count the shapes

Kindergarten Numbers & Counting Worksheet

How many of each?



## FATHER'S DAY MATH







# Count the balls

Kindergarten Numbers & Counting Worksheet

How many of each?





# Count the camping items

Kindergarten Numbers & Counting Worksheet

How many of each?




	<input type="text"/>		<input type="text"/>
	<input type="text"/>		<input type="text"/>



# Count the fruit

Kindergarten Numbers & Counting Worksheet

How many of each?





# Counting numbers up to 20


## Kindergarten Counting Worksheet


Count the objects and write the number.

1)  =


2)  =

3)  =

4)  =

5)  =

6)  =

7)  =

8)  =



## Counting numbers up to 20

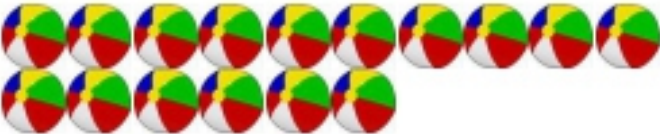
### Kindergarten Counting Worksheet

Count the objects and write the number.

1)  =


2)  =

3)  =

4)  =

5)  =

6)  =

7)  =

8)  =



# Counting numbers up to 20

## Kindergarten Counting Worksheet

Count the objects and write the number.

1)  =

2)  =

3)  =

4)  =

5)  =

6)  =

7)  =

8)  =



# Counting numbers up to 20

## Kindergarten Counting Worksheet

Count the objects and write the number.

1)  =

2)  =

3)  =

4)  =

5)  =

6)  =

7)  =

8)  =



# Counting numbers up to 20

## Kindergarten Counting Worksheet

Count the objects and write the number.

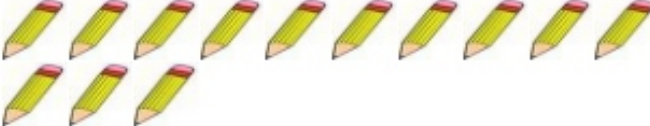
1)  =

2)  =

3)  =

4)  =

5)  =

6)  =

7)  =

8)  =





# Counting numbers up to 20

## Kindergarten Counting Worksheet

Count the objects and write the number.


1)  =

2)  =

3)  =

4)  =

5)  =

6)  =

7)  =

8)  =





# Counting numbers up to 20

## Kindergarten Counting Worksheet

Count the objects and write the number.

1)  =


2)  =

3)  =

4)  =

5)  =

6)  =

7)  =

8)  =



## Counting numbers up to 20

### Kindergarten Counting Worksheet

Count the objects and write the number.

1)  =

2)  =

3)  =

4)  =

5)  =

6)  =

7)  =

8)  =



# Counting numbers up to 20

## Kindergarten Counting Worksheet

Count the objects and write the number.

1)  =

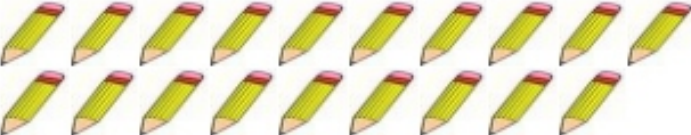
2)  =

3)  =

4)  =

5)  =

6)  =

7)  =

8)  =




# Counting numbers up to 20

## Kindergarten Counting Worksheet

Count the objects and write the number.

1)  =

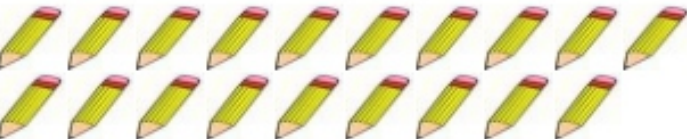
2)  =

3)  =

4)  =

5)  =

6)  =

7)  =

8)  =




# Counting numbers up to 20

## Kindergarten Counting Worksheet


Count the objects and write the number.


1)  =

2)  =

3)  =

4)  =

5)  =

6)  =

7)  =

8)  =




# Counting numbers up to 20

## Kindergarten Counting Worksheet


Count the objects and write the number.

1)  =

2)  =

3)  =

4)  =

5)  =

6)  =

7)  =

8)  =




## Counting numbers up to 20


### Kindergarten Counting Worksheet


Count the objects and write the number.

1)  =

2)  =

3)  =

4)  =

5)  =

6)  =

7)  =

8)  =





## Tens and ones

Kindergarten Numbers Worksheet

Fill in the missing numbers

$$\text{12} = \square \text{ tens} + \square \text{ ones}$$

$$\text{17} = \square \text{ tens} + \square \text{ ones}$$

$$\text{5} = \square \text{ tens} + \square \text{ ones}$$

$$\text{11} = \square \text{ tens} + \square \text{ ones}$$

$$\text{20} = \square \text{ tens} + \square \text{ ones}$$

$$\text{8} = \square \text{ tens} + \square \text{ ones}$$



## Tens and ones

---

Answers:

$$\text{12} = \text{1 tens} + \text{2 ones}$$

$$\text{17} = \text{1 tens} + \text{7 ones}$$

$$\text{5} = \text{0 tens} + \text{5 ones}$$

$$\text{11} = \text{1 tens} + \text{1 ones}$$

$$\text{20} = \text{2 tens} + \text{0 ones}$$

$$\text{8} = \text{0 tens} + \text{8 ones}$$



## Tens and ones

### Kindergarten Numbers Worksheet

Fill in the missing numbers

$$\begin{array}{|c|} \hline 3 \\ \hline \end{array} = \square \text{ tens} + \square \text{ ones}$$

$$\begin{array}{|c|} \hline 16 \\ \hline \end{array} = \square \text{ tens} + \square \text{ ones}$$

$$\begin{array}{|c|} \hline 10 \\ \hline \end{array} = \square \text{ tens} + \square \text{ ones}$$

$$\begin{array}{|c|} \hline 1 \\ \hline \end{array} = \square \text{ tens} + \square \text{ ones}$$

$$\begin{array}{|c|} \hline 18 \\ \hline \end{array} = \square \text{ tens} + \square \text{ ones}$$

$$\begin{array}{|c|} \hline 7 \\ \hline \end{array} = \square \text{ tens} + \square \text{ ones}$$



## Tens and ones

---

Answers:

$$\begin{array}{|c|} \hline 3 \\ \hline \end{array} = \boxed{0} \text{ tens} + \boxed{3} \text{ ones}$$

$$\begin{array}{|c|} \hline 16 \\ \hline \end{array} = \boxed{1} \text{ tens} + \boxed{6} \text{ ones}$$

$$\begin{array}{|c|} \hline 10 \\ \hline \end{array} = \boxed{1} \text{ tens} + \boxed{0} \text{ ones}$$

$$\begin{array}{|c|} \hline 1 \\ \hline \end{array} = \boxed{0} \text{ tens} + \boxed{1} \text{ ones}$$

$$\begin{array}{|c|} \hline 18 \\ \hline \end{array} = \boxed{1} \text{ tens} + \boxed{8} \text{ ones}$$

$$\begin{array}{|c|} \hline 7 \\ \hline \end{array} = \boxed{0} \text{ tens} + \boxed{7} \text{ ones}$$



## Tens and ones

### Kindergarten Numbers Worksheet

Fill in the missing numbers

$$\begin{array}{|c|} \hline 2 \\ \hline \end{array} = \square \text{ tens} + \square \text{ ones}$$

$$\begin{array}{|c|} \hline 15 \\ \hline \end{array} = \square \text{ tens} + \square \text{ ones}$$

$$\begin{array}{|c|} \hline 27 \\ \hline \end{array} = \square \text{ tens} + \square \text{ ones}$$

$$\begin{array}{|c|} \hline 46 \\ \hline \end{array} = \square \text{ tens} + \square \text{ ones}$$

$$\begin{array}{|c|} \hline 32 \\ \hline \end{array} = \square \text{ tens} + \square \text{ ones}$$

$$\begin{array}{|c|} \hline 11 \\ \hline \end{array} = \square \text{ tens} + \square \text{ ones}$$



## Tens and ones

---

Answers:

$$\begin{array}{|c|} \hline 2 \\ \hline \end{array} = \boxed{0} \text{ tens} + \boxed{2} \text{ ones}$$

$$\begin{array}{|c|} \hline 15 \\ \hline \end{array} = \boxed{1} \text{ tens} + \boxed{5} \text{ ones}$$

$$\begin{array}{|c|} \hline 27 \\ \hline \end{array} = \boxed{2} \text{ tens} + \boxed{7} \text{ ones}$$

$$\begin{array}{|c|} \hline 46 \\ \hline \end{array} = \boxed{4} \text{ tens} + \boxed{6} \text{ ones}$$

$$\begin{array}{|c|} \hline 32 \\ \hline \end{array} = \boxed{3} \text{ tens} + \boxed{2} \text{ ones}$$

$$\begin{array}{|c|} \hline 11 \\ \hline \end{array} = \boxed{1} \text{ tens} + \boxed{1} \text{ ones}$$



## Tens and ones

### Kindergarten Numbers Worksheet

Fill in the missing numbers

$$\begin{array}{|c|} \hline 49 \\ \hline \end{array} = \square \text{ tens} + \square \text{ ones}$$

$$\begin{array}{|c|} \hline 31 \\ \hline \end{array} = \square \text{ tens} + \square \text{ ones}$$

$$\begin{array}{|c|} \hline 26 \\ \hline \end{array} = \square \text{ tens} + \square \text{ ones}$$

$$\begin{array}{|c|} \hline 9 \\ \hline \end{array} = \square \text{ tens} + \square \text{ ones}$$

$$\begin{array}{|c|} \hline 14 \\ \hline \end{array} = \square \text{ tens} + \square \text{ ones}$$

$$\begin{array}{|c|} \hline 22 \\ \hline \end{array} = \square \text{ tens} + \square \text{ ones}$$



## Tens and ones

---

Answers:

 =  tens +  ones

 =  tens +  ones

 =  tens +  ones

 =  tens +  ones

 =  tens +  ones

 =  tens +  ones





## Tens and ones

---

Answers:

$$\begin{array}{|c|} \hline 73 \\ \hline \end{array} = \boxed{3} \text{ tens} + \boxed{3} \text{ ones}$$

$$\begin{array}{|c|} \hline 82 \\ \hline \end{array} = \boxed{8} \text{ tens} + \boxed{2} \text{ ones}$$

$$\begin{array}{|c|} \hline 54 \\ \hline \end{array} = \boxed{5} \text{ tens} + \boxed{1} \text{ ones}$$

$$\begin{array}{|c|} \hline 23 \\ \hline \end{array} = \boxed{2} \text{ tens} + \boxed{3} \text{ ones}$$

$$\begin{array}{|c|} \hline 11 \\ \hline \end{array} = \boxed{1} \text{ tens} + \boxed{1} \text{ ones}$$

$$\begin{array}{|c|} \hline 43 \\ \hline \end{array} = \boxed{4} \text{ tens} + \boxed{3} \text{ ones}$$



## Tens and ones

### Kindergarten Numbers Worksheet

Fill in the missing numbers

$$\begin{array}{|c|} \hline 18 \\ \hline \end{array} = \square \text{ tens} + \square \text{ ones}$$

$$\begin{array}{|c|} \hline 79 \\ \hline \end{array} = \square \text{ tens} + \square \text{ ones}$$

$$\begin{array}{|c|} \hline 38 \\ \hline \end{array} = \square \text{ tens} + \square \text{ ones}$$

$$\begin{array}{|c|} \hline 52 \\ \hline \end{array} = \square \text{ tens} + \square \text{ ones}$$

$$\begin{array}{|c|} \hline 28 \\ \hline \end{array} = \square \text{ tens} + \square \text{ ones}$$

$$\begin{array}{|c|} \hline 9 \\ \hline \end{array} = \square \text{ tens} + \square \text{ ones}$$



## Tens and ones

### Kindergarten Numbers Worksheet

Fill in the missing numbers

 =  tens +  ones

 =  tens +  ones

 =  tens +  ones

 =  tens +  ones

 =  tens +  ones

 =  tens +  ones



## Tens and ones

---

Answers:

$$\begin{array}{|c|} \hline 18 \\ \hline \end{array} = \boxed{1} \text{ tens} + \boxed{8} \text{ ones}$$

$$\begin{array}{|c|} \hline 79 \\ \hline \end{array} = \boxed{7} \text{ tens} + \boxed{9} \text{ ones}$$

$$\begin{array}{|c|} \hline 38 \\ \hline \end{array} = \boxed{3} \text{ tens} + \boxed{8} \text{ ones}$$

$$\begin{array}{|c|} \hline 52 \\ \hline \end{array} = \boxed{5} \text{ tens} + \boxed{2} \text{ ones}$$

$$\begin{array}{|c|} \hline 28 \\ \hline \end{array} = \boxed{2} \text{ tens} + \boxed{8} \text{ ones}$$

$$\begin{array}{|c|} \hline 9 \\ \hline \end{array} = \boxed{0} \text{ tens} + \boxed{9} \text{ ones}$$



# Counting to 20

Kindergarten Numbers Worksheet

Fill in the missing numbers.

1		3	
	6		8
9		11	
	14		
17			20

Missing Numbers:

2	13	5	18	19	
12	7	16	15	10	4



## Counting from 21 to 40

Kindergarten Numbers Worksheet

Fill in the missing numbers.

21		23	
	26		28
29		31	
	34		
37			40

Missing Numbers:

22	33	25	38	39	
32	27	36	35	30	24



## Counting from 41 to 60

Kindergarten Numbers Worksheet

Fill in the missing numbers.

	42		44
45		47	
	50		52
53			56
		59	

Missing Numbers:

43	51	41	57	49	
54	46	58	48	60	55



## Counting from 81 to 100

Kindergarten Numbers Worksheet

Fill in the missing numbers.

81		83	
	86		88
		91	
	94		96
97		99	

Missing Numbers:

84	82	85	87	89	
93	95	98	92	90	100





## Counting practice from 1 to 10

Kindergarten Math Worksheet

1) Count by 1 from 1 to 10

	2	3						9	
--	---	---	--	--	--	--	--	---	--

2) Count by 1 from 1 to 10

				5		7			10
--	--	--	--	---	--	---	--	--	----

3) Count by 1 from 1 to 10

1		3					8		
---	--	---	--	--	--	--	---	--	--

4) Count by 1 from 1 to 10

		3					8	9	
--	--	---	--	--	--	--	---	---	--

5) Count by 1 from 1 to 10

		3				7	8		
--	--	---	--	--	--	---	---	--	--

6) Count by 1 from 1 to 10

	2	3							10
--	---	---	--	--	--	--	--	--	----





## Counting practice from 1 to 10

### Kindergarten Math Worksheet

1) Count by 1 from 1 to 10

	2		4		6				
--	---	--	---	--	---	--	--	--	--

2) Count by 1 from 1 to 10

		3	4			7			
--	--	---	---	--	--	---	--	--	--

3) Count by 1 from 1 to 10

							8	9	10
--	--	--	--	--	--	--	---	---	----

4) Count by 1 from 1 to 10

1						7			10
---	--	--	--	--	--	---	--	--	----

5) Count by 1 from 1 to 10

	2			5			8		
--	---	--	--	---	--	--	---	--	--

6) Count by 1 from 1 to 10

			4	5	6				
--	--	--	---	---	---	--	--	--	--





## Counting practice from 1 to 10

Kindergarten Math Worksheet

1) Count by 1 from 1 to 10

	2			5					10
--	---	--	--	---	--	--	--	--	----

2) Count by 1 from 1 to 10

							8	9	10
--	--	--	--	--	--	--	---	---	----

3) Count by 1 from 1 to 10

					6	7		9	
--	--	--	--	--	---	---	--	---	--

4) Count by 1 from 1 to 10

1							8		10
---	--	--	--	--	--	--	---	--	----

5) Count by 1 from 1 to 10

1			4					9	
---	--	--	---	--	--	--	--	---	--

6) Count by 1 from 1 to 10

	2						8		10
--	---	--	--	--	--	--	---	--	----





## Counting practice from 1 to 20

Kindergarten Math Worksheet

1) Count by 1 from 1 to 20

			4		6	7		9	
		13				17			

2) Count by 1 from 1 to 20

			4				8		10
					16	17	18		

3) Count by 1 from 1 to 20

						7			
11		13	14	15	16				

4) Count by 1 from 1 to 20

								9	
		13	14	15				19	





## Counting practice from 1 to 20

Kindergarten Math Worksheet

1) Count by 1 from 1 to 20

	2	3		5			8		
11								19	

2) Count by 1 from 1 to 20

			4						10
		13	14				18	19	

3) Count by 1 from 1 to 20

								9	
11			14			17		19	

4) Count by 1 from 1 to 20

					6				10
		13	14	15		17			





## Counting practice from 1 to 50

Kindergarten Math Worksheet

1) Count by 1 from 1 to 50

				5			8	9	10
			14	15			18		20
					26		28		
31			34					39	
		43		45					

2) Count by 1 from 1 to 50

		3		5					10
	12	13	14				18		
			24		26				
			34	35				39	40
					46			49	





# Counting practice from 1 to 50

Kindergarten Math Worksheet

1) Count by 1 from 1 to 50

							8		10
	12				16	17	18		
		23		25					
	32			35			38	39	
	42	43	44		46				

2) Count by 1 from 1 to 50

				5			8	9	
11		13	14	15					
						27	28		
	32								40
41	42	43				47	48		





# Counting practice from 1 to 50

## Kindergarten Math Worksheet

1) Count by 1 from 1 to 50

	2		4			7			10
11	12								20
							28		30
		33				37			40
41	42			45					

2) Count by 1 from 1 to 50

	2		4		6	7		9	
		13				17			
	22						28	29	
31	32						38	39	
41							48		





## Counting practice from 1 to 50

### Kindergarten Math Worksheet

1) Count by 1 from 1 to 50

		3	4		6	7		9	
11				15		17		19	
			24	25					
		33		35					
	42			45		47			

2) Count by 1 from 1 to 50

		3		5		7		9	10
			14		16				
	22								
						37			40
41	42	43				47			





# Counting practice from 1 to 50

Kindergarten Math Worksheet

1) Count by 1 from 1 to 50

	2								
		13	14					19	20
				25			28		
	32								40
		43	44		46		48	49	

2) Count by 1 from 1 to 50

				5	6			9	
11	12			15				19	
21	22			25	26		28		
31								39	
						47			





# Counting practice from 1 to 50

## Kindergarten Math Worksheet

1) Count by 1 from 1 to 50

	2			5		7			
			14	15					20
		23				27		29	30
		33			36				40
41									

2) Count by 1 from 1 to 50

		3		5	6				
					16			19	
			24	25		27			30
		33						39	
41	42				46		48		





# Counting practice from 1 to 50

Kindergarten Math Worksheet

1) Count by 1 from 1 to 50

		3	4				8		
	12					17	18	19	
	22					27	28		
								39	
41				45	46	47			

2) Count by 1 from 1 to 50

		3	4						
		13		15					20
		23							
31	32	33						39	
	42			45	46	47		49	





# Counting practice from 1 to 100

Kindergarten Math Worksheet

Count by 1 from 1 to 100

		3		5			8	9	
11		13			16				20
	22		24	25					
31			34	35			38		
					46				
			54					59	60
					66		68	69	70
				75	76				80
		83	84			87			90
			94						





## Counting practice from 1 to 100

Kindergarten Math Worksheet

Count by 1 from 1 to 100

		3		5			8	9	
11		13			16				20
	22		24	25					
31			34	35			38		
					46				
			54					59	60
					66		68	69	70
				75	76				80
		83	84			87			90
			94						





# Counting practice from 1 to 100

Kindergarten Math Worksheet

Count by 1 from 1 to 100

	2			5	6			9	
		13		15				19	
	22	23				27			30
31			34		36				
					46		48		50
						57		59	
61	62	63				67		69	
		73	74		76				
81			84		86		88		
91		93							





# Counting practice from 1 to 100

Kindergarten Math Worksheet

Count by 1 from 1 to 100

			4			7			
11		13			16	17			
21		23				27			
		33		35	36	37			
41					46			49	
51			54			57		59	
			64	65					
			74	75	76	77	78		
81		83				87			
	92	93	94						







# Counting practice from 1 to 100

Kindergarten Math Worksheet

Count by 1 from 1 to 100

	2	3					8		
			14		16		18		20
		23		25					
		33					38	39	40
			44	45					50
51									
		63	64				68		70
							78		
81	82		84	85				89	90
91			94		96			99	





# Counting practice from 1 to 100

Kindergarten Math Worksheet

Count by 1 from 1 to 100

	2				6	7			10
					16				20
21			24						
			34		36	37	38		
		43				47			
51				55			58		
			64			67		69	
	72	73		75			78		
		83			86	87	88	89	
91	92						98	99	





# Counting practice from 1 to 100

Kindergarten Math Worksheet

Count by 1 from 1 to 100

					6	7			10
	12		14				18		20
	22			25		27		29	
	32	33							
				45					
51								59	
	62				66		68		
			74		76			79	
81		83			86	87	88		
				95	96	97	98		





# Counting practice from 1 to 100

Kindergarten Math Worksheet

Count by 1 from 1 to 100

		3	4	5			8	9	10
		13	14	15		17			
	22				26				
								39	
41						47	48		
			54					59	
61		63		65		67			
			74			77			
81			84	85				89	
91		93		95				99	





## What comes after? (1-20)

Kindergarten Counting Worksheet

Fill in the missing numbers.



## What comes after? (1-20)

Kindergarten Counting Worksheet

Fill in the missing numbers.

















 	 
 	 
 	 
 	 



# What comes before? (1-20)

Kindergarten Counting Worksheet

Fill in the missing numbers.



## What comes before? (1-20)

Kindergarten Counting Worksheet

Fill in the missing numbers.







## Before and after

Kindergarten Counting Worksheet

Fill in the missing numbers.

\_\_\_ 19 \_\_\_


\_\_\_ 10 \_\_\_

\_\_\_ 5 \_\_\_

\_\_\_ 11 \_\_\_

\_\_\_ 17 \_\_\_

\_\_\_ 6 \_\_\_



\_\_\_ 2 \_\_\_

\_\_\_ 12 \_\_\_

\_\_\_ 18 \_\_\_

\_\_\_ 13 \_\_\_

\_\_\_ 16 \_\_\_

\_\_\_ 3 \_\_\_






# What comes after? (1-100)

Kindergarten Counting Worksheet

Fill in the missing numbers.



## Before and after

Kindergarten Counting Worksheet

Fill in the missing numbers.

4

17

16

8

14

19



15

12

10

3

9

18





## What comes after? (1-100)

Kindergarten Counting Worksheet

Fill in the missing numbers.

















 	 
 	 
 	 
 	 



# What comes before? (1-100)

Kindergarten Counting Worksheet

Fill in the missing numbers.



## Before and after

Kindergarten Counting Worksheet

Fill in the missing numbers.

\_\_\_ 34 \_\_\_

\_\_\_ 12 \_\_\_

\_\_\_ 84 \_\_\_

\_\_\_ 70 \_\_\_

\_\_\_ 68 \_\_\_

\_\_\_ 39 \_\_\_



\_\_\_ 55 \_\_\_


\_\_\_ 40 \_\_\_

\_\_\_ 77 \_\_\_

\_\_\_ 51 \_\_\_

\_\_\_ 20 \_\_\_

\_\_\_ 93 \_\_\_





# What comes before? (1-100)

Kindergarten Counting Worksheet

Fill in the missing numbers.





## Before and after

Kindergarten Counting Worksheet

Fill in the missing numbers.

\_\_\_\_\_ 27 \_\_\_\_\_

\_\_\_\_\_ 37 \_\_\_\_\_

\_\_\_\_\_ 4 \_\_\_\_\_

\_\_\_\_\_ 44 \_\_\_\_\_

\_\_\_\_\_ 35 \_\_\_\_\_

\_\_\_\_\_ 13 \_\_\_\_\_



\_\_\_\_\_ 12 \_\_\_\_\_

\_\_\_\_\_ 29 \_\_\_\_\_

\_\_\_\_\_ 70 \_\_\_\_\_

\_\_\_\_\_ 60 \_\_\_\_\_

\_\_\_\_\_ 28 \_\_\_\_\_

\_\_\_\_\_ 9 \_\_\_\_\_







## Between

Kindergarten Counting Worksheet

Fill in the missing numbers.









## Between

Kindergarten Counting Worksheet

Fill in the missing numbers.


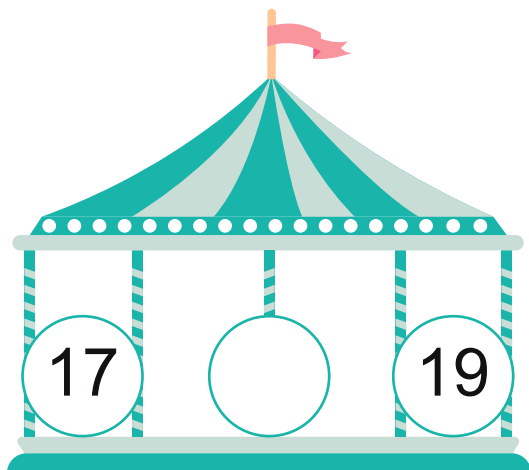
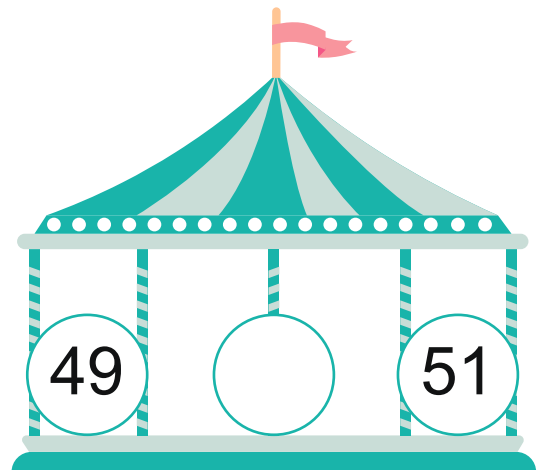

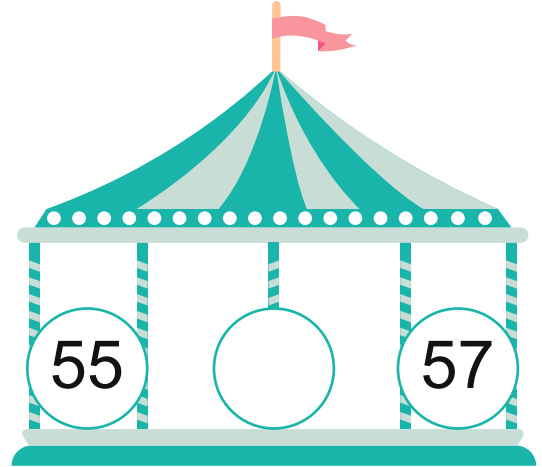
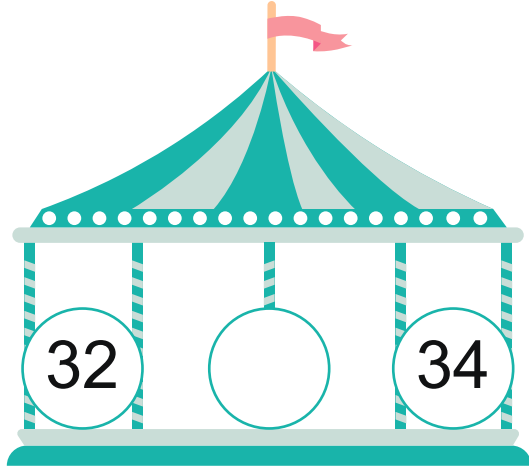




# Between

Kindergarten Counting Worksheet

Fill in the missing numbers.





## Between

Kindergarten Counting Worksheet

Fill in the missing numbers.

81 \_\_\_\_\_ 83


62 \_\_\_\_\_ 64

78 \_\_\_\_\_ 80

90 \_\_\_\_\_ 92

17 \_\_\_\_\_ 19

55 \_\_\_\_\_ 57



22 \_\_\_\_\_ 24

37 \_\_\_\_\_ 39

46 \_\_\_\_\_ 48

89 \_\_\_\_\_ 91

11 \_\_\_\_\_ 13

8 \_\_\_\_\_ 10















## Before - Between - After

Kindergarten Counting Worksheet

Fill in the missing numbers.





# Before - Between - After

Kindergarten Counting Worksheet

Fill in the missing numbers.



<input type="text"/>	55
----------------------	----



21	<input type="text"/>	23
----	----------------------	----



77	<input type="text"/>
----	----------------------



<input type="text"/>	25
----------------------	----



46	<input type="text"/>	48
----	----------------------	----



63	<input type="text"/>
----	----------------------



<input type="text"/>	47
----------------------	----



19	<input type="text"/>	21
----	----------------------	----



90	<input type="text"/>
----	----------------------



<input type="text"/>	39
----------------------	----



80	<input type="text"/>	82
----	----------------------	----



11	<input type="text"/>
----	----------------------



<input type="text"/>	41
----------------------	----



66	<input type="text"/>	68
----	----------------------	----



34	<input type="text"/>
----	----------------------



## Counting backwards from 10

### Kindergarten Counting Backwards Worksheet

1) Count by 1 from 10 to 1

	9							2	1
--	---	--	--	--	--	--	--	---	---

2) Count by 1 from 10 to 1

			7			4		2	
--	--	--	---	--	--	---	--	---	--

3) Count by 1 from 10 to 1

10			7					2	
----	--	--	---	--	--	--	--	---	--

4) Count by 1 from 10 to 1

10			7						1
----	--	--	---	--	--	--	--	--	---

5) Count by 1 from 10 to 1

				6	5			2	
--	--	--	--	---	---	--	--	---	--

6) Count by 1 from 10 to 1

			7	6	5				
--	--	--	---	---	---	--	--	--	--





# Counting backwards from 10

## Kindergarten Counting Backwards Worksheet

1) Count by 1 from 10 to 1

10						4			1
----	--	--	--	--	--	---	--	--	---

2) Count by 1 from 10 to 1

10	9								1
----	---	--	--	--	--	--	--	--	---

3) Count by 1 from 10 to 1

				6		4	3		
--	--	--	--	---	--	---	---	--	--

4) Count by 1 from 10 to 1

	9	8			5				
--	---	---	--	--	---	--	--	--	--

5) Count by 1 from 10 to 1

						4	3		1
--	--	--	--	--	--	---	---	--	---

6) Count by 1 from 10 to 1

	9				5		3		
--	---	--	--	--	---	--	---	--	--







## Counting backwards from 10

### Kindergarten Counting Backwards Worksheet

1) Count by 1 from 10 to 1

10						4		2	
----	--	--	--	--	--	---	--	---	--

2) Count by 1 from 10 to 1

				6			3		1
--	--	--	--	---	--	--	---	--	---

3) Count by 1 from 10 to 1

			7					2	1
--	--	--	---	--	--	--	--	---	---

4) Count by 1 from 10 to 1

		8	7				3		
--	--	---	---	--	--	--	---	--	--

5) Count by 1 from 10 to 1

				6		4	3		
--	--	--	--	---	--	---	---	--	--

6) Count by 1 from 10 to 1

				6		4	3		
--	--	--	--	---	--	---	---	--	--





## Counting backwards from 20

### Kindergarten Counting Backwards Worksheet

1) Count by 1 from 20 to 1

20					15	14		12	11
10									1

2) Count by 1 from 20 to 1

20		18	17	16				12	
10	9								1

3) Count by 1 from 20 to 1

20			17						
10						4	3	2	1

4) Count by 1 from 20 to 1

20							13		11
			7	6	5				1



## Counting backwards from 20

### Kindergarten Counting Backwards Worksheet

1) Count by 1 from 20 to 1

20	19			16					
	9		7	6					1

2) Count by 1 from 20 to 1

20	19	18			15	14	13		
		8							1

3) Count by 1 from 20 to 1

20							13		
			7	6			3		1

4) Count by 1 from 20 to 1

20			17	16	15				11
	9							2	1





# Counting backwards from 20

## Kindergarten Counting Backwards Worksheet

1) Count by 1 from 20 to 1

20						14	13	12	
				6			3	2	1

2) Count by 1 from 20 to 1

20								12	
10		8					3	2	1

3) Count by 1 from 20 to 1

20	19				15				
10				6					1

4) Count by 1 from 20 to 1

20	19		17			14			
	9	8		6					1

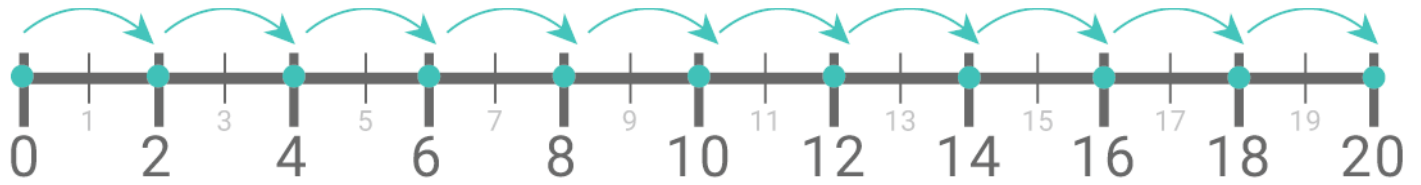




# Skip counting by 2's

Kindergarten Counting Worksheet

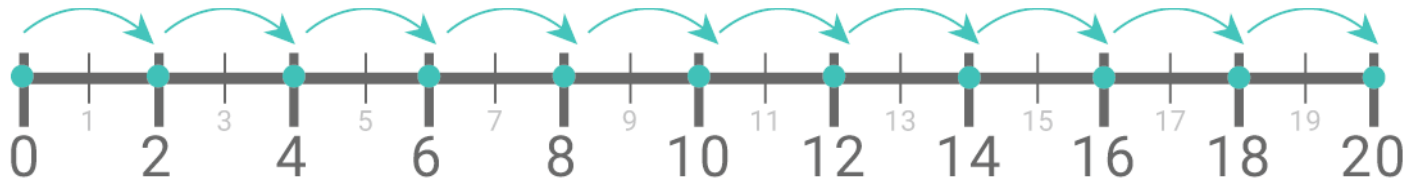
Fill in the missing numbers





## Skip counting by 2's

Answers:







## Skip counting by 2's (even numbers)

Kindergarten Counting Worksheet

Fill in the missing numbers





## Skip counting by 2's (even numbers)

---

Answers:







## Skip counting by 2's (odd numbers)

---

Answers:













# Skip counting by 2's (odd numbers)

Kindergarten Counting Worksheet

Fill in the missing numbers





## Skip counting by 2's

---

### Kindergarten Counting Worksheets

1. Count by 2 from 2 to 20

2			8						20
---	--	--	---	--	--	--	--	--	----

2. Count by 2 from 1 to 19

1			7					17	19
---	--	--	---	--	--	--	--	----	----

3. Count by 2 from 0 to 18

0					10				18
---	--	--	--	--	----	--	--	--	----

4. Count by 2 from 0 to 18

0		4							18
---	--	---	--	--	--	--	--	--	----

5. Count by 2 from 2 to 20

2		6				14			20
---	--	---	--	--	--	----	--	--	----

6. Count by 2 from 0 to 18

0		4					14		18
---	--	---	--	--	--	--	----	--	----



## Skip counting by 2's

---

### Kindergarten Counting Worksheets

1. Count by 2 from 2 to 20

2	4	6	8	10	12	14	16	18	20
---	---	---	---	----	----	----	----	----	----

2. Count by 2 from 1 to 19

1	3	5	7	9	11	13	15	17	19
---	---	---	---	---	----	----	----	----	----

3. Count by 2 from 0 to 18

0	2	4	6	8	10	12	14	16	18
---	---	---	---	---	----	----	----	----	----

4. Count by 2 from 0 to 18

0	2	4	6	8	10	12	14	16	18
---	---	---	---	---	----	----	----	----	----

5. Count by 2 from 2 to 20

2	4	6	8	10	12	14	16	18	20
---	---	---	---	----	----	----	----	----	----

6. Count by 2 from 0 to 18

0	2	4	6	8	10	12	14	16	18
---	---	---	---	---	----	----	----	----	----



## Skip counting by 2's

---

### Kindergarten Counting Worksheets

1. Count by 2 from 1 to 19

1		5	7						19
---	--	---	---	--	--	--	--	--	----

2. Count by 2 from 2 to 20

2								18	20
---	--	--	--	--	--	--	--	----	----

3. Count by 2 from 0 to 18

0			6	8					18
---	--	--	---	---	--	--	--	--	----

4. Count by 2 from 1 to 19

1			7						19
---	--	--	---	--	--	--	--	--	----

5. Count by 2 from 2 to 20

2	4						16		20
---	---	--	--	--	--	--	----	--	----

6. Count by 2 from 1 to 19

1						13		17	19
---	--	--	--	--	--	----	--	----	----



# Skip counting by 2's

---

## Kindergarten Counting Worksheets

1. Count by 2 from 1 to 19

1	3	5	7	9	11	13	15	17	19
---	---	---	---	---	----	----	----	----	----

2. Count by 2 from 2 to 20

2	4	6	8	10	12	14	16	18	20
---	---	---	---	----	----	----	----	----	----

3. Count by 2 from 0 to 18

0	2	4	6	8	10	12	14	16	18
---	---	---	---	---	----	----	----	----	----

4. Count by 2 from 1 to 19

1	3	5	7	9	11	13	15	17	19
---	---	---	---	---	----	----	----	----	----

5. Count by 2 from 2 to 20

2	4	6	8	10	12	14	16	18	20
---	---	---	---	----	----	----	----	----	----

6. Count by 2 from 1 to 19

1	3	5	7	9	11	13	15	17	19
---	---	---	---	---	----	----	----	----	----



## Skip counting by 2's

---

### Kindergarten Counting Worksheets

1. Count by 2 from 2 to 40

2			8	10	12				
			28						40

2. Count by 2 from 0 to 38

0				8			14		
	22	24							38

3. Count by 2 from 1 to 39

1									
		25			31			37	39

4. Count by 2 from 2 to 40

2	4				12				
					32				40



## Skip counting by 2's

### Kindergarten Counting Worksheets

1. Count by 2 from 2 to 40

2	4	6	8	10	12	14	16	18	20
22	24	26	28	30	32	34	36	38	40

2. Count by 2 from 0 to 38

0	2	4	6	8	10	12	14	16	18
20	22	24	26	28	30	32	34	36	38

3. Count by 2 from 1 to 39

1	3	5	7	9	11	13	15	17	19
21	23	25	27	29	31	33	35	37	39

4. Count by 2 from 2 to 40

2	4	6	8	10	12	14	16	18	20
22	24	26	28	30	32	34	36	38	40

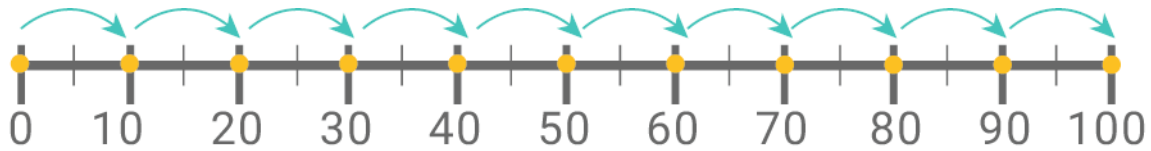




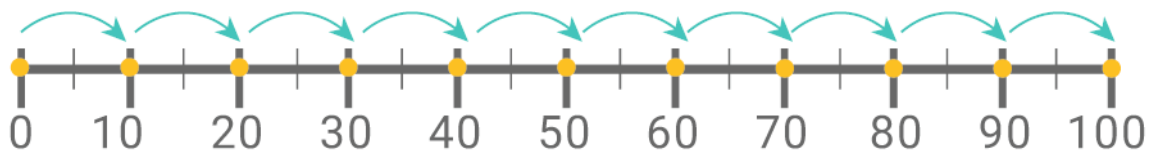
# Skip counting by 10s

Kindergarten Counting Worksheet

Fill in the missing numbers



10		30		50
	70		90	

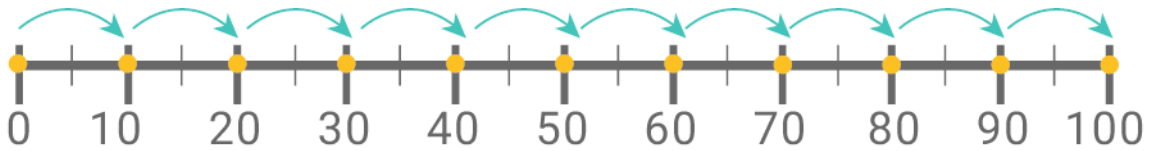


	20		40	
60		80		100

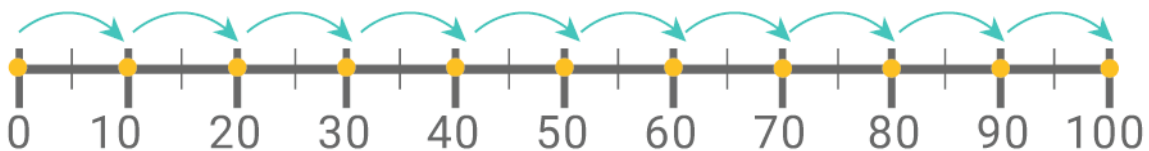


## Skip counting by 10s

Answers:



10	20	30	40	50
60	70	80	90	100





10	20	30	40	50
60	70	80	90	100



# Skip counting by 10s

Kindergarten Counting Worksheet

Fill in the missing numbers






## Skip counting by 10s

---

Answers:













# Skip counting by 10s

Kindergarten Counting Worksheet

Fill in the missing numbers







## Skip counting by 10s

---

Answers:



Kindergarten Counting Worksheet

1) Count by 10 from 10 to 100

10				50		70	80		100
----	--	--	--	----	--	----	----	--	-----

2) Count by 10 from 10 to 100

10						70		90	100
----	--	--	--	--	--	----	--	----	-----

3) Count by 10 from 10 to 100

10	20							90	100
----	----	--	--	--	--	--	--	----	-----

4) Count by 10 from 10 to 100

10				50	60		80		100
----	--	--	--	----	----	--	----	--	-----

5) Count by 10 from 10 to 100

10			40						100
----	--	--	----	--	--	--	--	--	-----

6) Count by 10 from 10 to 100

10							80	90	100
----	--	--	--	--	--	--	----	----	-----





# Skip counting by 10's

## Kindergarten Counting Worksheet

1) Count by 10 from 10 to 100

10			40	50					100
----	--	--	----	----	--	--	--	--	-----

2) Count by 10 from 10 to 100

10			40	50					100
----	--	--	----	----	--	--	--	--	-----

3) Count by 10 from 10 to 100

10		30				70		90	100
----	--	----	--	--	--	----	--	----	-----

4) Count by 10 from 10 to 100

10			40	50	60				100
----	--	--	----	----	----	--	--	--	-----

5) Count by 10 from 10 to 100

10			40	50					100
----	--	--	----	----	--	--	--	--	-----

6) Count by 10 from 10 to 100

10					60	70			100
----	--	--	--	--	----	----	--	--	-----

