





More or fewer?

Kindergarten More-than-Less-than Worksheet


Circle the group with more pears.



Circle the group with fewer apples.



Circle the group with more pumpkins.

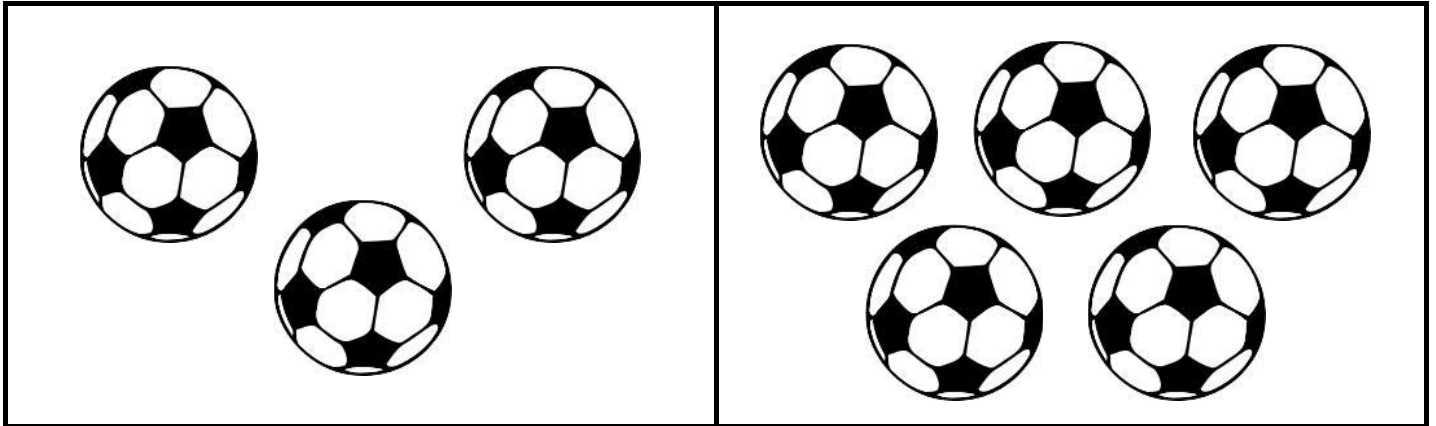




More or fewer?

Kindergarten More-than-Less-than Worksheet

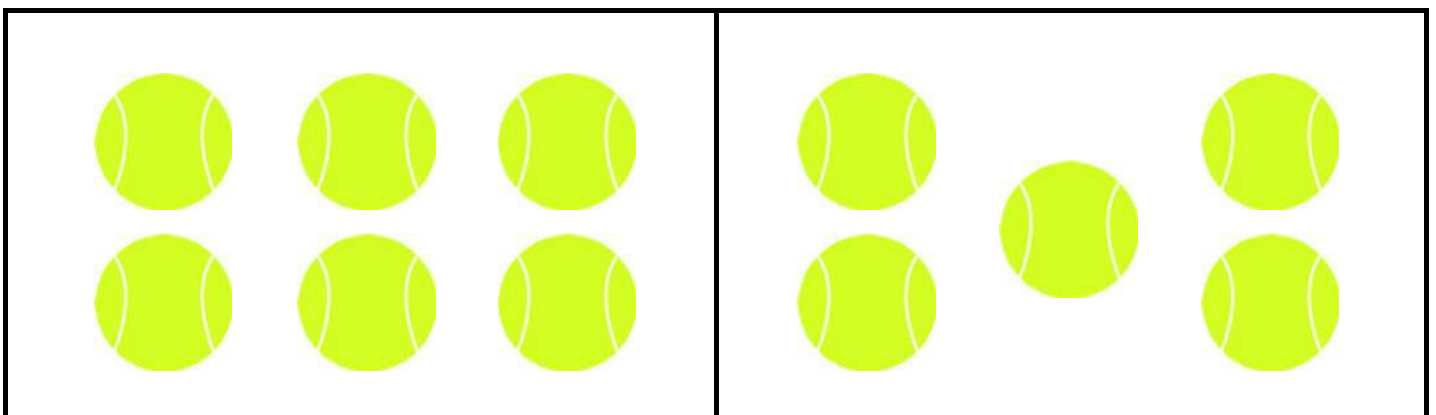
Circle the group with more soccer balls.



Circle the group with fewer cupcakes.



Circle the group with fewer tennis balls.







More or fewer?

Kindergarten More-than-Less-than Worksheet

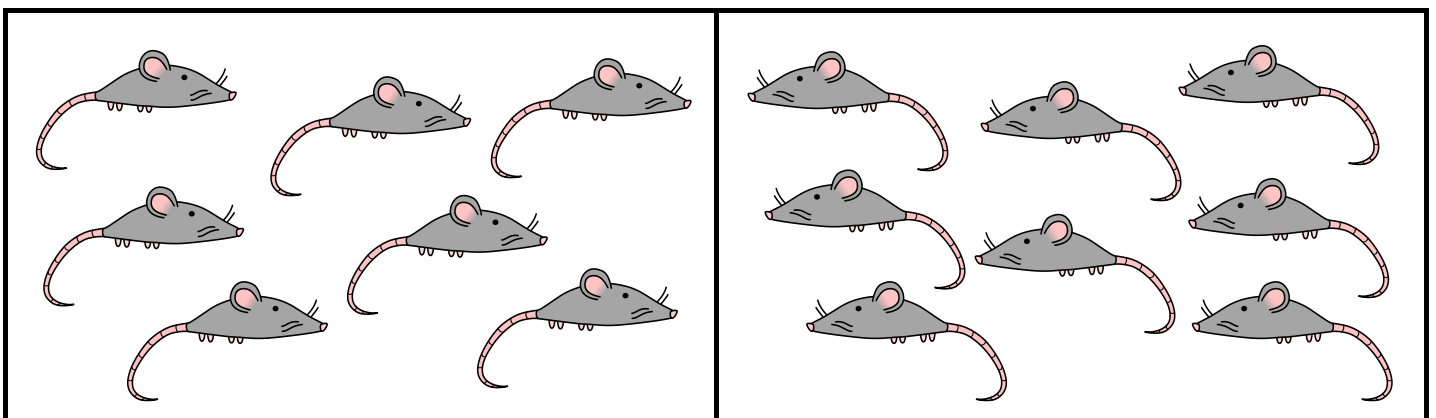
Circle the group with more bees.



Circle the group with fewer bugs.



Circle the group with more mice.











Which group has more robots?

Kindergarten More-than Less-than Worksheet

Circle the group that has more objects.

	
---	---

	
--	--


	
---	--




Draw more or fewer

Kindergarten More-than-Less-than Worksheet


Draw a group with more pears.



Draw a group with fewer apples.



Draw a group with more pumpkins.

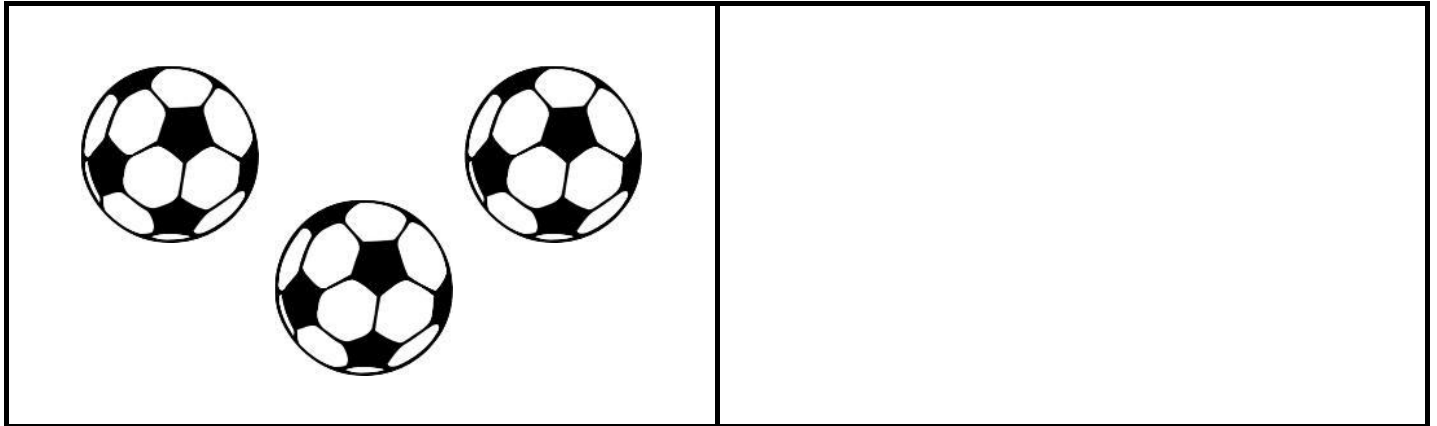




Draw more or fewer

Kindergarten More-than-Less-than Worksheet

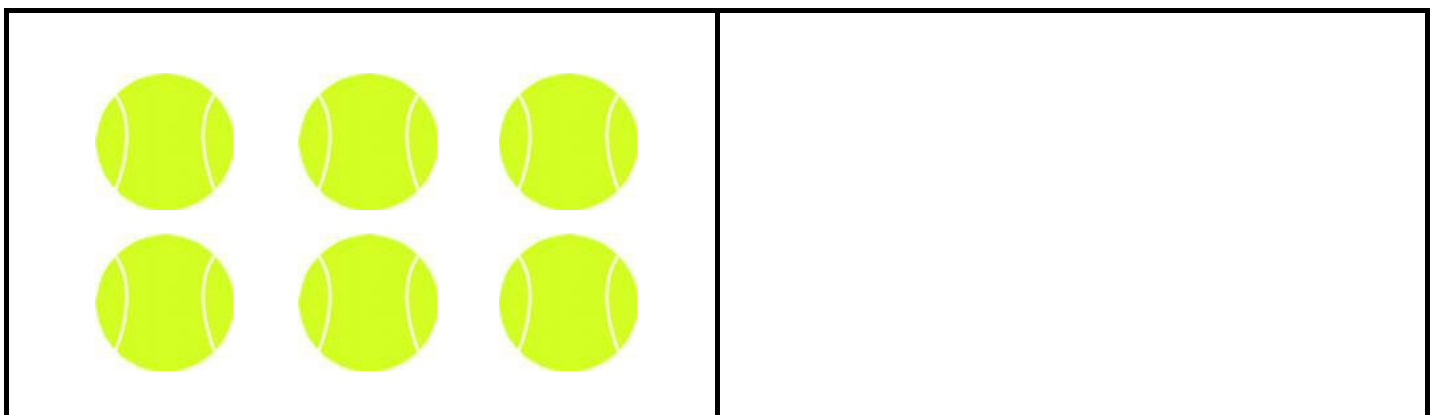
Draw a group with more soccer balls.



Draw a group with fewer cupcakes.



Draw a group with fewer tennis balls.





Most / least objects

Kindergarten Numbers Worksheet

Circle the group with the most squares.
Cross out the group with the least squares.

--	--	--	--

--	--	--	--

--	--	--	--





--	--	--	--











Most / least objects


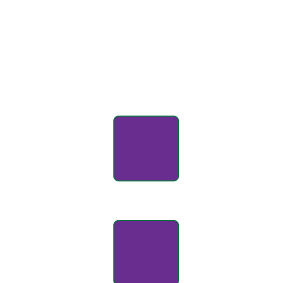


Kindergarten Numbers Worksheet

Circle the group with the most squares.
Cross out the group with the least squares.

			
---	---	--	---

			
--	--	---	--

			
---	---	--	---

			
---	---	--	---



Most / least objects

Kindergarten Numbers Worksheet

Circle the group with the most squares.
Cross out the group with the least squares.

--	--	--	--

--	--	--	--

--	--	--	--

--	--	--	--



Symbols: “more than”, “less than” or “equal to”

Kindergarten Numbers & Counting Worksheet

Circle the correct symbol.

Hint: The more than “>” and less than “<” symbols point at the smaller number.

1 blue circle > 3 blue circles
 < 3 blue circles
 = 3 blue circles

4 blue circles > 2 blue circles
 < 2 blue circles
 = 2 blue circles

3 red circles > 6 red circles
 < 6 red circles
 = 6 red circles

2 red circles > 9 red circles
 < 9 red circles
 = 9 red circles

4 blue circles > 5 blue circles
 < 5 blue circles
 = 5 blue circles

6 blue circles > 3 blue circles
 < 3 blue circles
 = 3 blue circles

9 red circles > 6 red circles
 < 6 red circles
 = 6 red circles

5 red circles > 5 red circles
 < 5 red circles
 = 5 red circles



Symbols: “more than”, “less than” or “equal to”

Kindergarten Numbers & Counting Worksheet

Circle the correct symbol.

Hint: The more than “>” and less than “<” symbols point at the smaller number.

9 > 6
9 < 6
9 = 6

6 > 9
6 < 9
6 = 9

5 > 6
5 < 6
5 = 6

4 > 5
4 < 5
4 = 5

8 > 3
8 < 3
8 = 3

3 > 8
3 < 8
3 = 8

1 > 6
1 < 6
1 = 6

7 > 5
7 < 5
7 = 5



Symbols: “more than”, “less than” or “equal to”

Kindergarten Numbers & Counting Worksheet

Circle the correct symbol.

Hint: The more than “>” and less than “<” symbols point at the smaller number.

6 blue circles vs 5 blue circles

>
<
=

3 blue circles vs 4 blue circles

>
<
=

8 red circles vs 6 red circles

>
<
=

7 red circles vs 5 red circles

>
<
=

4 blue circles vs 3 blue circles

>
<
=

9 blue circles vs 6 blue circles

>
<
=

6 red circles vs 4 red circles

>
<
=

8 red circles vs 7 red circles

>
<
=



More than, less than & equal to

Kindergarten More-than Less-than Worksheet

Write in the correct symbol ($>$, $<$ or $=$).

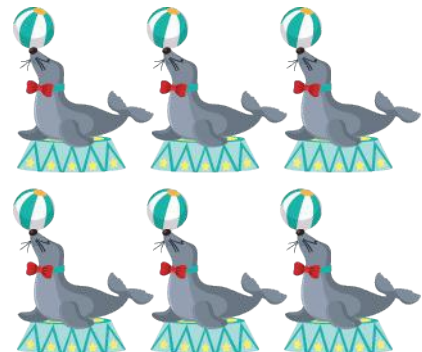
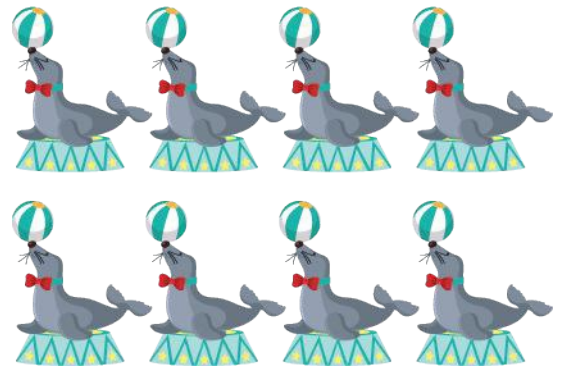
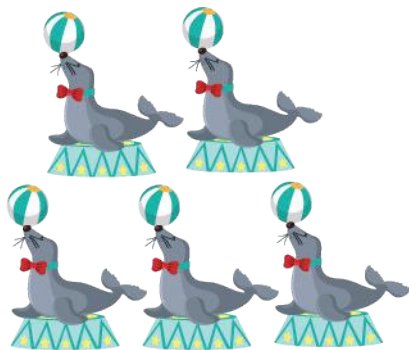




More than, less than & equal to

Kindergarten More-than Less-than Worksheet

Write in the correct symbol ($>$, $<$ or $=$).




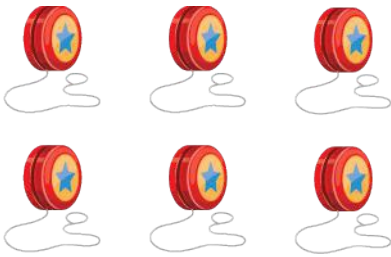






More than, less than & equal to

Kindergarten More-than Less-than Worksheet

Write in the correct symbol ($>$, $<$ or $=$).





Identifying which number is greater (less)

Kindergarten More Than - Less Than Worksheet

Circle the number which is greater.

8 1	9 5	4 8	2 3
7 9	2 9	1 9	6 5
2 1	5 7	5 8	8 5

Circle the number which is less.

8 1	4 9	2 1	3 4
6 5	8 1	7 4	1 7
6 7	7 2	6 9	8 2



Identifying which number is greater (less)

Kindergarten More Than - Less Than Worksheet

Circle the number which is greater.

8 1	7 5	9 8	0 3
6 4	3 1	8 4	5 1
3 5	2 5	8 9	9 8

Circle the number which is less.

8 1	6 3	2 7	9 3
6 4	8 9	6 3	9 6
1 4	4 1	6 9	8 2



Identifying which number is greater (less)

Kindergarten More Than - Less Than Worksheet

Circle the number which is greater.

8 1	5 15	14 8	2 9
17 19	8 9	11 9	3 13
12 11	10 7	10 6	4 13

Circle the number which is less.

8 1	1 11	6 5	13 18
10 19	15 16	16 9	7 14
7 12	4 14	6 12	19 1



Identifying which number is greater (less)

Kindergarten More Than - Less Than Worksheet

Circle the number which is greater.

8 1	8 11	12 2	12 9
18 19	8 5	19 9	17 16
10 15	10 0	0 19	18 1

Circle the number which is less.

8 1	6 13	6 3	11 9
10 9	15 14	16 19	13 4
17 8	4 11	6 10	11 1



Comparing numbers (more than or less than)

Kindergarten Numbers Worksheet

Example: 5 is greater than 3, so we write $5 > 3$

Place $>$ or $<$ between the numbers.

1) 8 _____ 3

2) 9 _____ 7

3) 6 _____ 7

4) 3 _____ 6

5) 8 _____ 9

6) 6 _____ 1

7) 5 _____ 3

8) 4 _____ 7

9) 1 _____ 2

10) 2 _____ 4

11) 4 _____ 2

12) 6 _____ 5





Comparing numbers (more than or less than)

Kindergarten Numbers Worksheet

Example: 5 is greater than 3, so we write $5 > 3$

Place $>$ or $<$ between the numbers.

1) 7 _____ 1

2) 4 _____ 7

3) 4 _____ 1

4) 3 _____ 7

5) 7 _____ 5

6) 9 _____ 9

7) 6 _____ 7

8) 6 _____ 10

9) 6 _____ 5

10) 4 _____ 8

11) 1 _____ 4

12) 4 _____ 3





Comparing numbers (more than or less than)

Kindergarten Numbers Worksheet

Example: 5 is greater than 3, so we write $5 > 3$

Place $>$ or $<$ between the numbers.

1) 12 _____ 11

2) 6 _____ 1

3) 10 _____ 16

4) 9 _____ 8

5) 16 _____ 13

6) 12 _____ 20

7) 4 _____ 17

8) 14 _____ 20

9) 15 _____ 1

10) 4 _____ 15

11) 8 _____ 11

12) 17 _____ 18





Comparing numbers (more than or less than)

Kindergarten Numbers Worksheet

Example: 5 is greater than 3, so we write $5 > 3$

Place $>$ or $<$ between the numbers.

1) 7 _____ 13

2) 12 _____ 9

3) 16 _____ 16

4) 3 _____ 5

5) 13 _____ 6

6) 8 _____ 7

7) 3 _____ 4

8) 4 _____ 1

9) 1 _____ 15

10) 2 _____ 13

11) 7 _____ 20

12) 12 _____ 5





Comparing numbers (more than or less than)

Kindergarten Numbers Worksheet

Example: 5 is greater than 3, so we write $5 > 3$

Place $>$ or $<$ between the numbers.

1) 8 _____ 40

2) 7 _____ 44

3) 3 _____ 35

4) 7 _____ 5

5) 18 _____ 8

6) 3 _____ 24

7) 3 _____ 15

8) 8 _____ 6

9) 20 _____ 21

10) 18 _____ 19

11) 6 _____ 1

12) 16 _____ 50

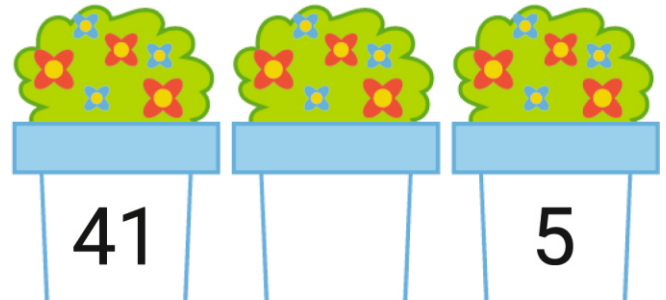


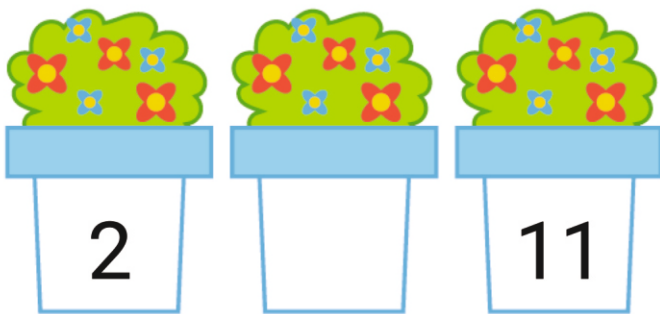






Comparing numbers (more than or less than)

Kindergarten Numbers Worksheet

Write the correct symbol (<, > or =).





Greatest and least

Kindergarten Numbers and Counting Worksheets

Circle the number which is greatest.

1. 8 2 3

2. 8 7 1

3. 4 7 5

4. 7 8 3

5. 6 4 3

6. 2 6 5

7. 10 8 4

8. 1 2 4

Circle the number which is least.

9. 2 1 7

10. 1 6 9

11. 9 4 3

12. 1 2 6

13. 1 2 4

14. 8 10 2

15. 3 6 7

16. 6 5 7



Greatest and least

Kindergarten Numbers and Counting Worksheets

Circle the number which is greatest.

1. 8 2 3

2. 8 7 1

3. 4 7 5

4. 7 8 3

5. 6 4 3

6. 2 6 5

7. 10 8 4

8. 1 2 4

Circle the number which is least.

9. 2 1 7

10. 1 6 9

11. 9 4 3

12. 1 2 6

13. 1 2 4

14. 8 10 2

15. 3 6 7

16. 6 5 7



Greatest and least

Kindergarten Numbers and Counting Worksheets

Circle the number which is greatest.

1. 1 4 10 9

2. 9 6 8 1

3. 6 9 10 8

4. 7 9 2 6

5. 6 1 7 9

6. 3 8 7 4

7. 3 9 1 5

8. 4 5 2 6

Circle the number which is least.

9. 6 7 9 3

10. 7 6 3 1

11. 5 6 3 9

12. 5 7 8 3

13. 3 4 6 5

14. 7 4 1 5

15. 4 5 8 9

16. 9 3 2 7



Greatest and least

Kindergarten Numbers and Counting Worksheets

Circle the number which is greatest.

1. 1 4 **10** 9

2. **9** 6 8 1

3. 6 9 **10** 8

4. 7 **9** 2 6

5. 6 1 7 **9**

6. 3 **8** 7 4

7. 3 **9** 1 5

8. 4 5 2 **6**

Circle the number which is least.

9. 6 7 9 **3**

10. 7 6 3 **1**

11. 5 6 **3** 9

12. 5 7 8 **3**

13. **3** 4 6 5

14. 7 4 **1** 5

15. **4** 5 8 9

16. 9 3 **2** 7



Greatest and least

Kindergarten Numbers and Counting Worksheets

Circle the number which is greatest.

1. 18 3 11

2. 5 16 10

3. 18 14 20

4. 7 15 9

5. 16 12 6

6. 15 9 18

7. 19 9 8

8. 3 20 11

Circle the number which is least.

9. 7 10 13

10. 10 14 19

11. 11 4 9

12. 13 20 9

13. 3 7 20

14. 2 9 10

15. 4 8 20

16. 12 11 4



Greatest and least

Kindergarten Numbers and Counting Worksheets

Circle the number which is greatest.

1. 18 3 11

2. 5 16 10

3. 18 14 20

4. 7 15 9

5. 16 12 6

6. 15 9 18

7. 19 9 8

8. 3 20 11

Circle the number which is least.

9. 7 10 13

10. 10 14 19

11. 11 4 9

12. 13 20 9

13. 3 7 20

14. 2 9 10

15. 4 8 20

16. 12 11 4



Greatest and least

Kindergarten Numbers and Counting Worksheets

Circle the number which is greatest.

1. 14 4 12 10

2. 6 8 12 7

3. 9 7 17 15

4. 12 17 20 14

5. 6 10 2 14

6. 10 4 14 1

7. 19 18 3 13

8. 4 13 3 2

Circle the number which is least.

9. 15 2 20 1

10. 16 17 5 11

11. 6 7 5 4

12. 1 19 16 6

13. 10 1 3 8

14. 9 18 1 8

15. 14 4 15 7

16. 15 6 3 4



Greatest and least

Kindergarten Numbers and Counting Worksheets

Circle the number which is greatest.

1. 14 4 12 10

2. 6 8 12 7

3. 9 7 17 15

4. 12 17 20 14

5. 6 10 2 14

6. 10 4 14 1

7. 19 18 3 13

8. 4 13 3 2

Circle the number which is least.

9. 15 2 20 1

10. 16 17 5 11

11. 6 7 5 4

12. 1 19 16 6

13. 10 1 3 8

14. 9 18 1 8

15. 14 4 15 7

16. 15 6 3 4



Greatest and least

Kindergarten Numbers and Counting Worksheets

Circle the number which is greatest.

1. 18 6 48 5

2. 4 26 3 9

3. 3 9 24 34

4. 49 45 35 50

5. 8 17 15 5

6. 3 48 29 2

7. 1 19 29 16

8. 17 2 27 48

Circle the number which is least.

9. 10 3 9 24

10. 11 9 42 10

11. 34 5 25 7

12. 35 5 17 40

13. 10 7 2 33

14. 4 40 8 1

15. 4 16 3 25

16. 6 17 27 5



Greatest and least

Kindergarten Numbers and Counting Worksheets

Circle the number which is greatest.

1. 18 6 **48** 5

2. 4 **26** 3 9

3. 3 9 24 **34**

4. 49 45 35 **50**

5. 8 **17** 15 5

6. 3 **48** 29 2

7. 1 19 **29** 16

8. 17 2 27 **48**

Circle the number which is least.

9. 10 **3** 9 24

10. 11 **9** 42 10

11. 34 **5** 25 7

12. 35 **5** 17 40

13. 10 7 **2** 33

14. 4 40 8 **1**

15. 4 16 **3** 25

16. 6 17 27 **5**



Greatest and least

Kindergarten Numbers and Counting Worksheets

Circle the number which is greatest.

1. 95 24 41 83

2. 4 45 17 33

3. 3 68 28 77

4. 3 38 29 19

5. 84 33 23 28

6. 32 7 44 22

7. 3 4 59 18

8. 8 6 34 78

Circle the number which is least.

9. 62 16 1 35

10. 4 3 5 7

11. 7 4 9 3

12. 6 16 23 49

13. 1 38 98 12

14. 59 41 8 77

15. 80 2 34 9

16. 48 23 4 92



Greatest and least

Kindergarten Numbers and Counting Worksheets

Circle the number which is greatest.

1. 95 24 41 83

2. 4 45 17 33

3. 3 68 28 77

4. 3 38 29 19

5. 84 33 23 28

6. 32 7 44 22

7. 3 4 59 18

8. 8 6 34 78

Circle the number which is least.

9. 62 16 1 35

10. 4 3 5 7

11. 7 4 9 3

12. 6 16 23 49

13. 1 38 98 12

14. 59 41 8 77

15. 80 2 34 9

16. 48 23 4 92



Sequencing Numbers from Least to Greatest

Kindergarten Numbers Worksheet

Rewrite the numbers from least to greatest.

1) 1
10
5
4

2) 1
2
9
3

3) 1
2
10
9

4) 3
5
4
8

5) 5
9
8
10

6) 7
3
10
8

7) 5
7
10
4

8) 8
5
1
7

9) 3
4
7
8



Sequencing Numbers from Least to Greatest

Kindergarten Numbers Worksheet

Rewrite the numbers from least to greatest.

1) 6
3
1
5

2) 7
10
4
3

3) 2
8
4
7

4) 5
1
8
2

5) 9
2
8
4

6) 1
4
6
3

7) 2
4
8
7

8) 7
1
5
3

9) 5
4
9
1



Sequencing Numbers from Least to Greatest

Kindergarten Numbers Worksheet

Rewrite the numbers from least to greatest.

- | | | |
|------|------|-------|
| 1) 5 | 2) 4 | 3) 12 |
| 7 | 8 | 20 |
| 6 | 2 | 13 |
| 8 | 6 | 10 |

- | | | |
|-------|-------|-------|
| 4) 15 | 5) 10 | 6) 17 |
| 11 | 16 | 19 |
| 19 | 11 | 20 |
| 10 | 18 | 15 |

- | | | |
|-------|-------|-------|
| 7) 19 | 8) 20 | 9) 12 |
| 16 | 17 | 16 |
| 12 | 10 | 15 |
| 10 | 16 | 18 |



Sequencing Numbers from Least to Greatest

Kindergarten Numbers Worksheet

Rewrite the numbers from least to greatest.

1) 6
1
7
3

2) 11
13
17
12

3) 2
7
6
1

4) 5
4
8
2

5) 4
2
5
1

6) 9
2
7
4

7) 12
15
16
13

8) 6
7
9
3

9) 4
1
3
6



Sequencing Numbers from Least to Greatest

Kindergarten Numbers Worksheet

Rewrite the numbers from least to greatest.

1) 4
9
6
8

2) 24
16
29
18

3) 14
12
30
24

4) 14
11
15
23

5) 8
9
5
1

6) 6
8
1
7

7) 29
12
26
23

8) 1
6
5
7

9) 4
5
1
9



Ascending order (1-10)

Kindergarten Numbers Worksheet

Write the numbers from smallest to biggest.




--	--	--	--



--	--	--	--



--	--	--	--



--	--	--	--



Descending order (1-10)

Kindergarten Numbers Worksheet

Write the numbers from biggest to smallest.



--	--	--	--



--	--	--	--



--	--	--	--



--	--	--	--




Ascending order (1-20)


Kindergarten Numbers Worksheet

Write the numbers from smallest to biggest.


19, 5, 9, 12



16, 2, 19, 4



7, 3, 18, 11



13, 11, 6, 1



3, 14, 1, 20






Descending order (1-20)


Kindergarten Numbers Worksheet

Write the numbers from biggest to smallest.


17, 1, 16, 5



12, 5, 8, 2



2, 9, 11, 14



15, 19, 3, 6



3, 18, 11, 5







Ascending order (1-30)

Kindergarten Numbers Worksheet


Write the numbers from smallest to biggest.




--	--	--	--




--	--	--	--



--	--	--	--



--	--	--	--




--	--	--	--




Descending order (1-30)

Kindergarten Numbers Worksheet


Write the numbers from biggest to smallest.




--	--	--	--




--	--	--	--



--	--	--	--



--	--	--	--



--	--	--	--