







Where stuff comes from






Kindergarten Science Worksheet

Draw lines between each item and where it comes from.





Answers








Where stuff comes from





Kindergarten Science Worksheet

Draw lines between each item and where it comes from.





Answers





Recycle

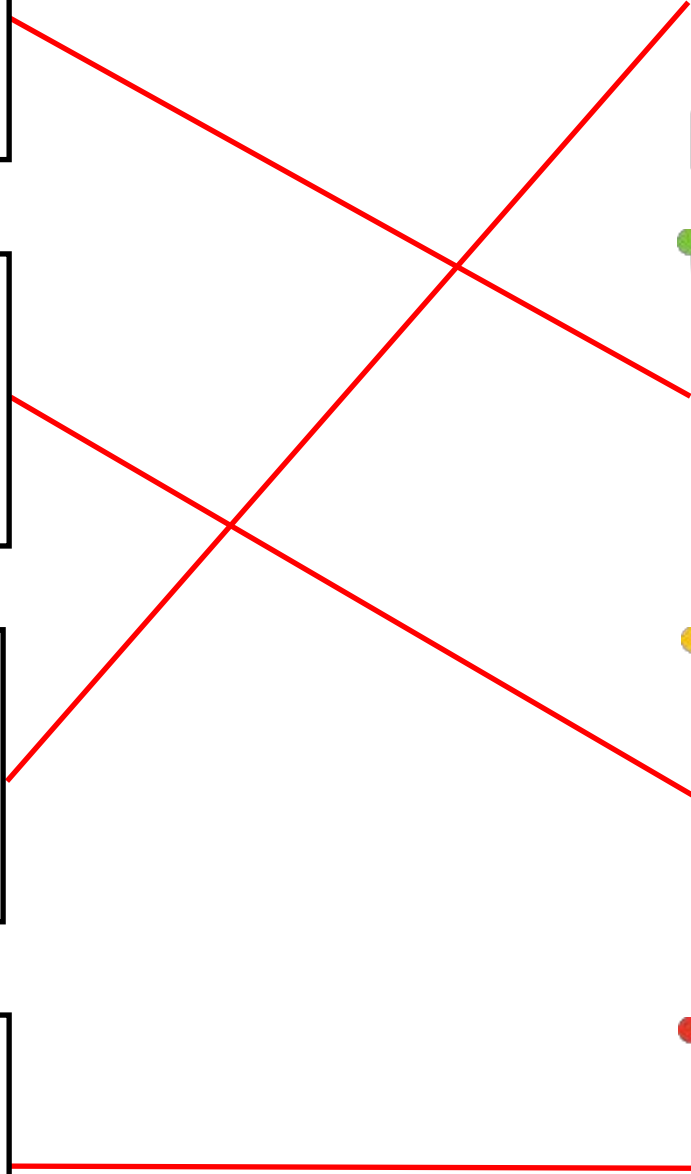
Kindergarten Science Worksheet

Draw lines between each item and the correct bin.





Answers





Recycle

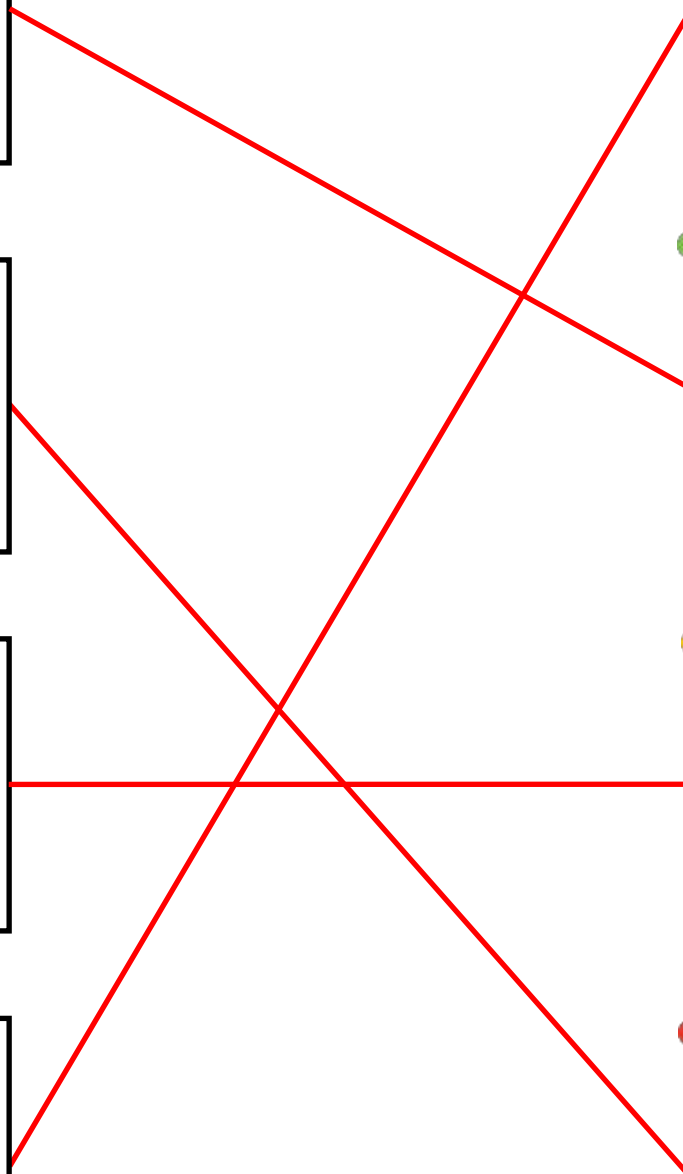
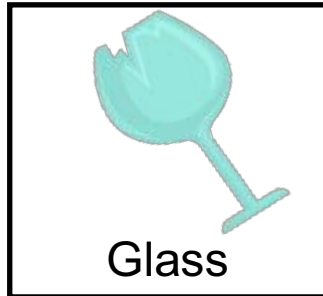
Kindergarten Science Worksheet

Draw lines between each item and the correct bin.





Answers







Reduce, reuse and recycle

Kindergarten Science Worksheet

Circle the best way to help the environment for each picture.

	reduce reuse recycle
	reduce reuse recycle
	reduce reuse recycle
	reduce reuse recycle



Answers





	reduce reuse recycle
	reduce reuse recycle
	reduce reuse recycle
	reduce reuse recycle



Reduce, reuse and recycle





Kindergarten Science Worksheet

Circle the best way to help the environment for each picture.

	reduce reuse recycle
	reduce reuse recycle
	reduce reuse recycle
	reduce reuse recycle



Answers

	reduce reuse recycle
	reduce reuse recycle
	reduce reuse recycle
	reduce reuse recycle



Types of pollution

Kindergarten Science Worksheet

Match the picture to the type of pollution.



• Water Pollution



• Land Pollution



• Noise Pollution



• Air Pollution