




# Living things

Kindergarten Science Worksheet




Circle the living things.



Draw a living thing.



**Answers**






# Living things

Kindergarten Science Worksheet


Circle the living things.



Draw a living thing.



**Answers**






# Living things

Kindergarten Science Worksheet

Circle the living things.





# Living things

Kindergarten Science Worksheet

Cut & paste the pictures into the boxes.

Living things	Non-living things
Paste here	Paste here







# Plant or animal?




Kindergarten Science Worksheet

Circle the plants. Draw a square around the animals.





**Answers**







## Plant or animal?



Kindergarten Science Worksheet

Circle the plants. Draw a square around the animals.





**Answers**

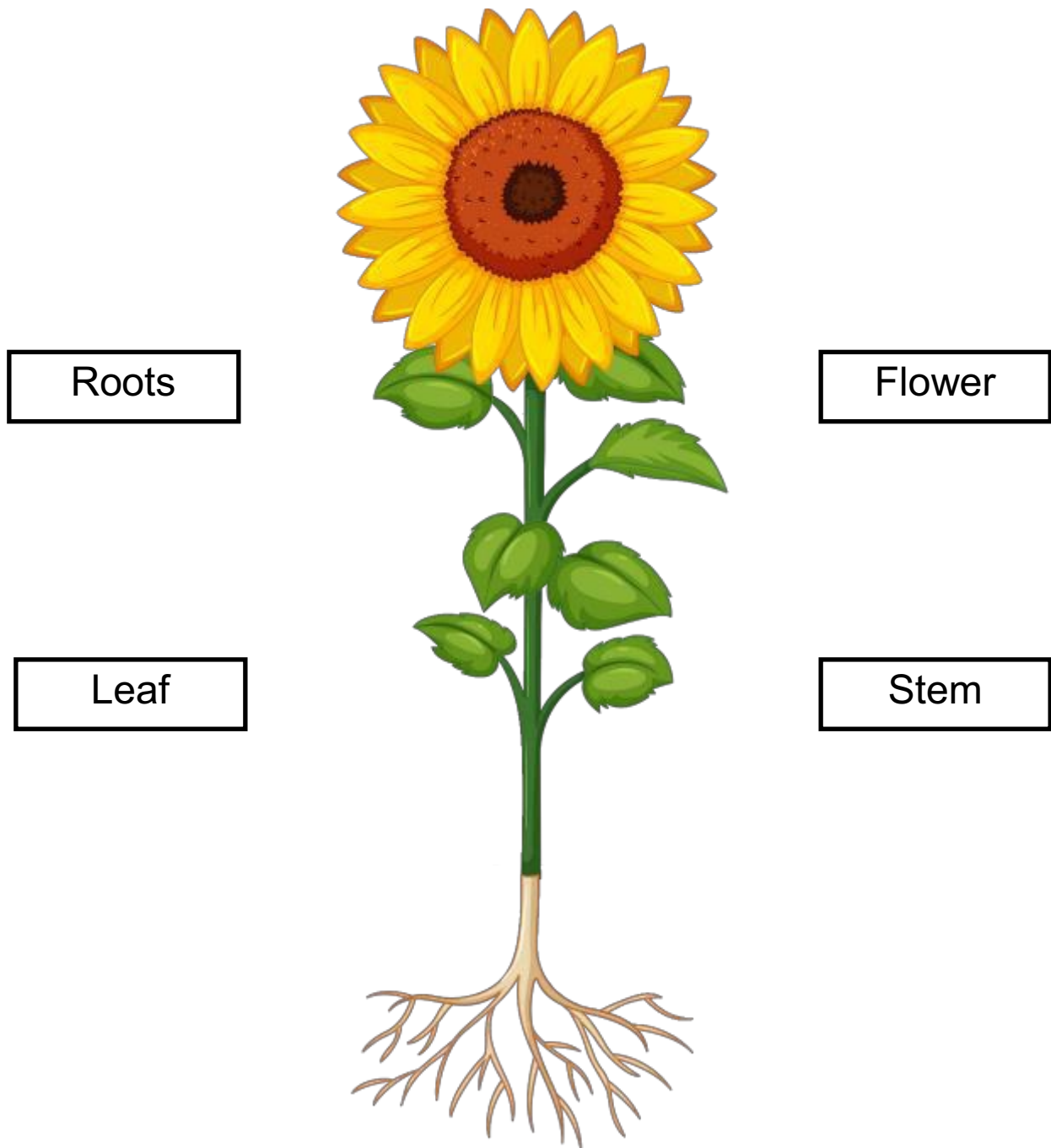




## Plant parts

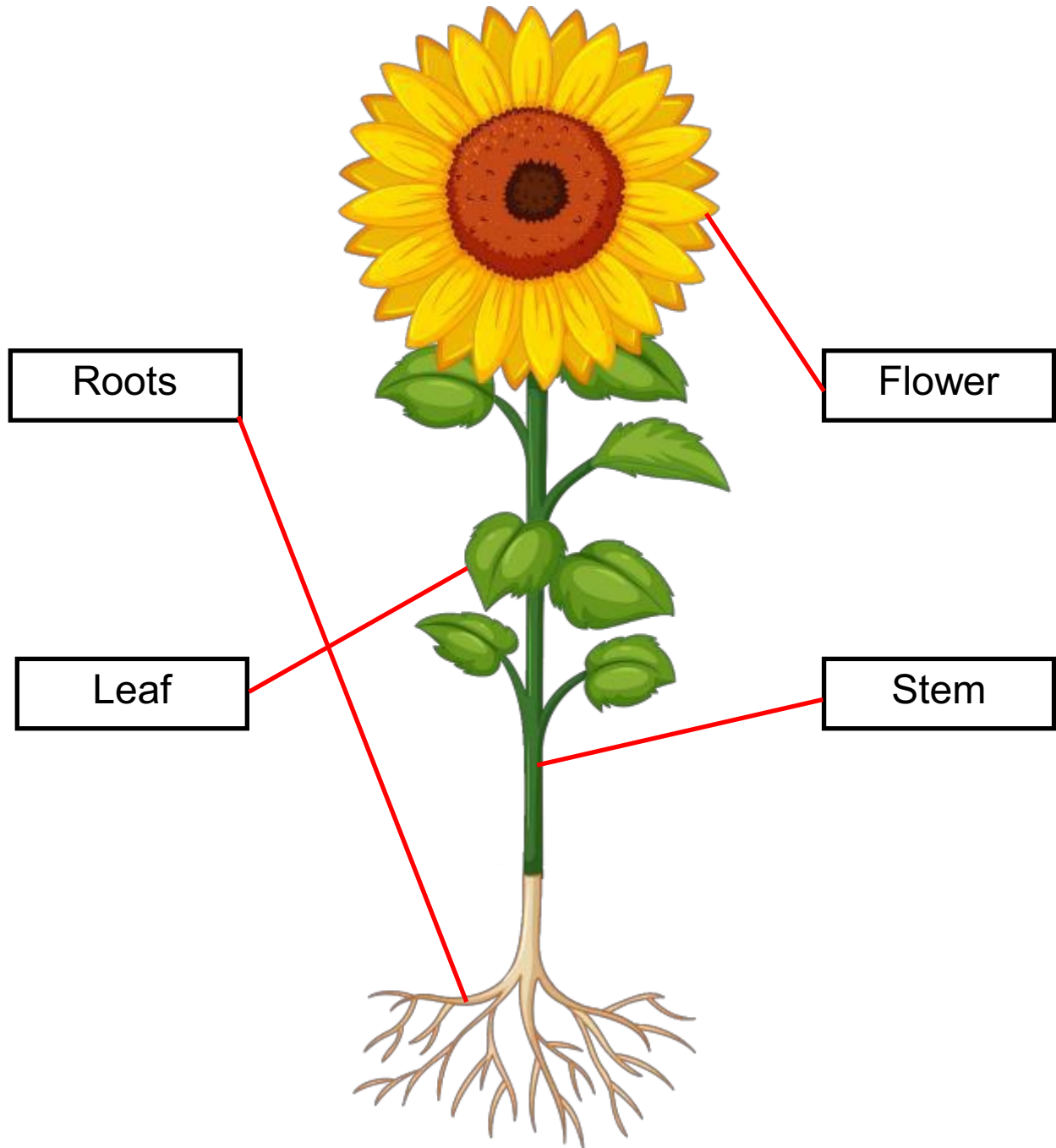
Kindergarten Science Worksheet

Draw a line from the label to the correct part of the plant.





**Answers**






## Tree parts

---

Kindergarten Science Worksheet

Draw a line from the label to the correct part of the tree.



Leaf

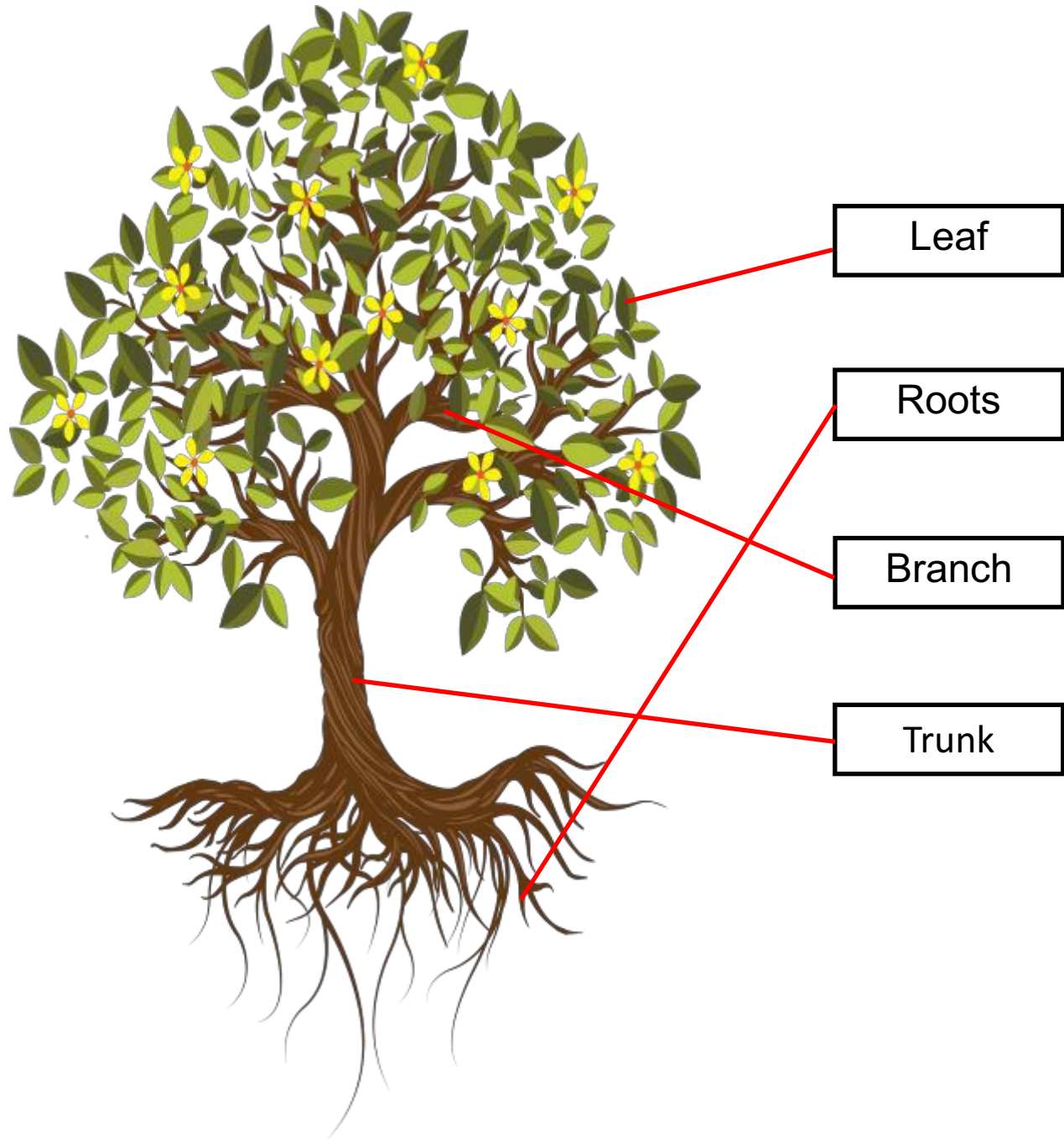
Roots

Branch

Trunk



**Answers**





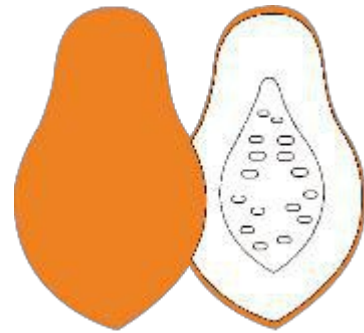



## Seeds

Kindergarten Science Worksheet

Find and color the seeds.

*Seeds grow into plants.  
Some plants make fruit.  
The fruit has more seeds inside!*



Draw the following:



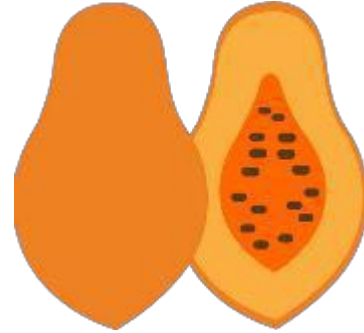

A tomato seed.

A tomato plant.



A tomato.



**Answers**



Draw the following:





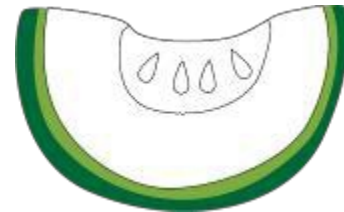




## Seeds

Kindergarten Science Worksheet

Find and color the seeds.

*Seeds grow into plants.  
Some plants make fruit.  
The fruit has more seeds inside!*



Draw the following:

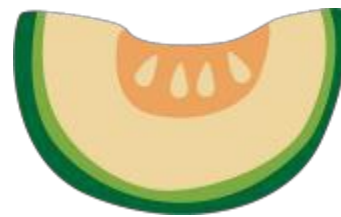

An apple seed.

An apple tree.



An apple.



**Answers**



Draw the following:





## Needs of plants


Kindergarten Science Worksheet

Color the pictures.  
Match each picture with the  
correct word.

*Plants need sun, soil,  
air, and water  
to grow.*



Sun



Soil




Air



Water



**Answers**



Sun

Soil

Air

Water






## Needs of plants

Kindergarten Science Worksheet



Circle all the things that plants need to grow.

*Plants need sun, soil, air, and water to grow.*





**Answers**





# Plant life cycle

Kindergarten Science Worksheet

Write numbers 1 to 5 to show the correct order of the plant's life cycle.



Fruit



Sprout



Seed



Plant



Flower



**Answers**



Fruit

5



Sprout

2



Seed

1



Plant

3



Flower

4

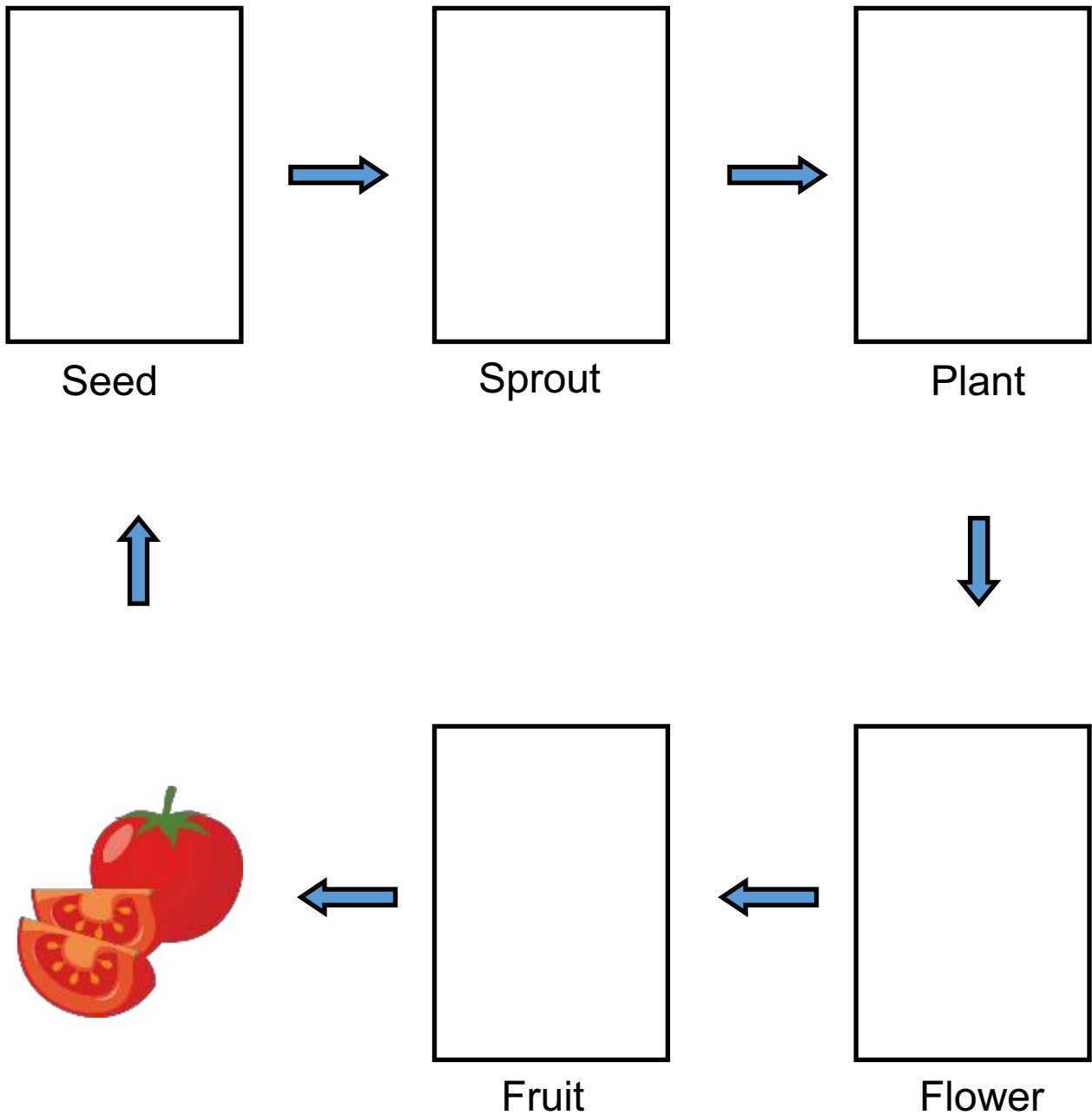




# Life cycle of a tomato


Kindergarten Science Worksheet

Draw the steps of a tomato's life cycle.







**Answers**




Seed




Sprout



Plant



Fruit



Flower





# Aging of people, plants and animals

Kindergarten Science Worksheet

Number from youngest to oldest (1-5).





## How plants adapt

Kindergarten Science Worksheet

Fill in the blanks.

dry

water


roots

Cactuses are found in the desert.

The desert is very \_\_\_\_\_.

Cactuses have very long, deep  
\_\_\_\_\_.

The roots find \_\_\_\_\_ deep  
in the ground.





## Answers

Cactuses are found in the desert.

The desert is very dry.

Cactuses have very long, deep roots.

The roots find water deep in the ground.



## How plants adapt

---

Kindergarten Science Worksheet

Fill in the blanks.

leaves

light


water

Water lilies live in the water.

They need \_\_\_\_\_ from the sun.

They have large, flat \_\_\_\_\_.

The leaves float on the  
\_\_\_\_\_ in the sun.





## Answers

Water lilies live in the water.

They need light from the sun.

They have large, flat leaves.

The leaves float on the water in the sun.

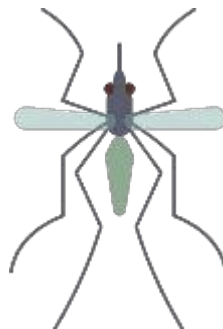

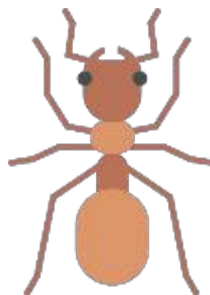


## Types of animals: insects

Kindergarten Science Worksheet

Circle the insects.


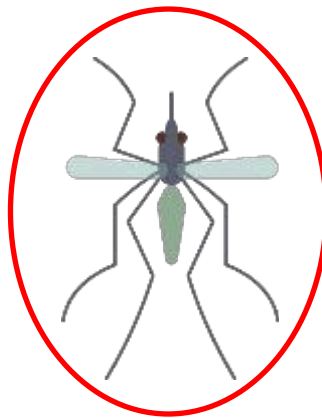

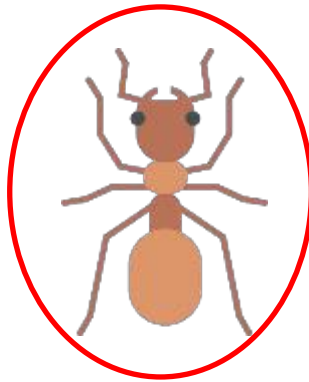

*Insects are tiny animals with hard bodies, 2 antennae and 6 legs. They often have wings.*







**Answers**





## Types of animals: birds

Kindergarten Science Worksheet

Circle the birds.

*Birds are warm-blooded animals. They have wings and feathers.*





**Answers**



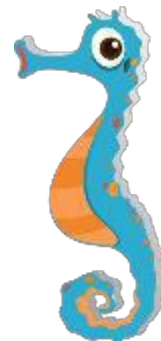



## Types of animals: fish

Kindergarten Science Worksheet


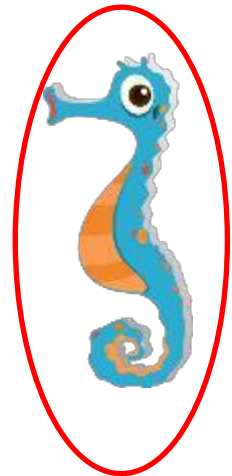


Circle the fish.

*Fish live in the water and breathe with gills. They have fins and scales on their skin.*





**Answers**



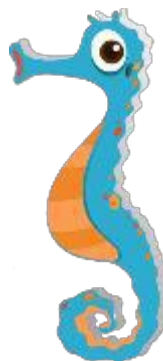


## Types of animals: reptiles

Kindergarten Science Worksheet




Circle the reptiles.

*Reptiles are cold-blooded animals. They have dry skin covered with scales or bony plates.*





**Answers**







## Types of animals: mammals

Kindergarten Science Worksheet

Circle the mammals.



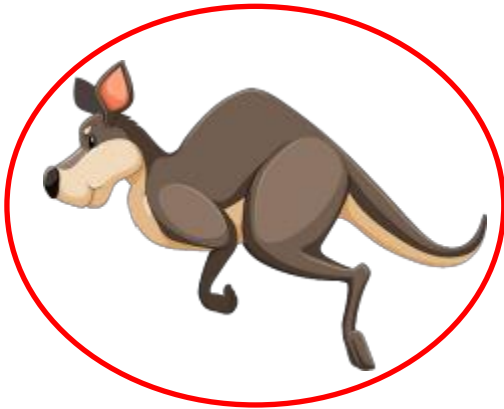
*Mammals are warm-blooded animals with fur or hair. They feed their young with milk.*







**Answers**





# Insect names

Kindergarten Science Worksheet

Circle the caterpillar. How many feet does he have? \_\_\_\_\_



Circle the snail. Draw a square around the ladybug.  
Which one is faster? \_\_\_\_\_



Circle the dragonfly. Write a "T" above the termite.





## Names of sea creatures

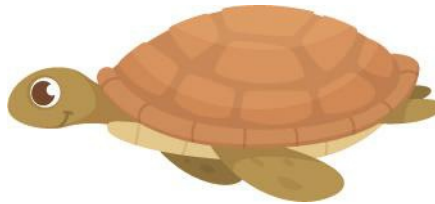
---

Kindergarten Science Worksheet

Circle the starfish. How many arms does he have? \_\_\_\_\_



Circle the jellyfish. Write a T above the turtle.  
Which is bigger? \_\_\_\_\_



Draw a big O around the octopus. Draw a big "C" around the crab.





## Names of mammals

---

Kindergarten Science Worksheet

Circle the lion. Cross out the animal that is not a type of cat.



---

Circle the pig. Draw yourself sitting on the horse.



---

Circle the mouse. What types of sound does it make? \_\_\_\_\_






## Big animal names

---

Kindergarten Science Worksheet

Match the animals with their names.



Deer



Rhinoceros



Elephant



Lion



## Bird names

Kindergarten Science Worksheet

Match the birds with their names.



Crow



Toucan



Flamingo



Woodpecker



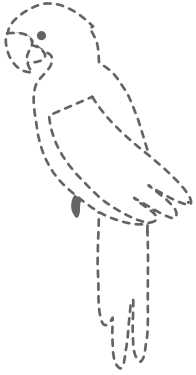
Sparrow



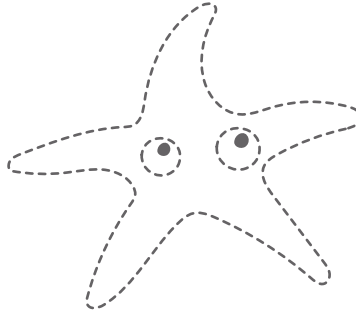
## Animal names

Kindergarten Science Worksheet

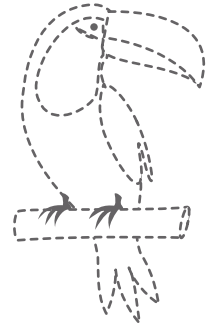
Color the animals and trace their names




Parrot




Starfish




Toucan




Crab




Pigeon




Seahorse



Quail



Turtle








Owl



## Baby animals

Kindergarten Science Worksheet

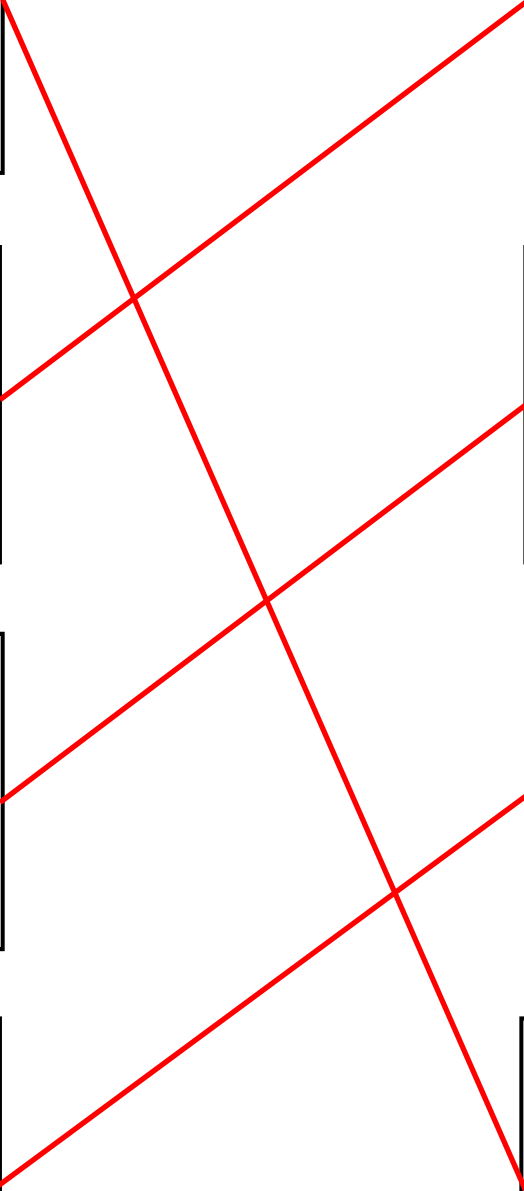




Draw lines to match each animal with its mother.







**Answers**











## Baby animals





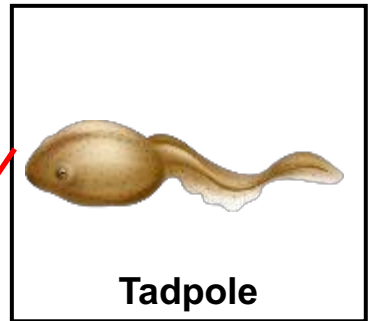


Kindergarten Science Worksheet

Draw lines to match each animal with its mother.





**Answers**













## Legs and wings









Kindergarten Science Worksheet

Count the number of legs and wings of each animal.

Animal	Number of legs	Number of wings
		
		
		
		
		
		
		
		



## Answers







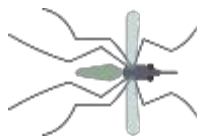

Animal	Number of legs	Number of wings
	6	0
	2	2
	6	2
	4	0
	0	0
	4	0
	4	0
	2	2



## Legs and wings







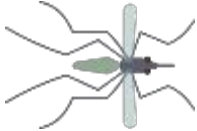

Kindergarten Science Worksheet

Count the number of legs and wings of each animal.

Animal	Number of legs	Number of wings
		
		
		
		
		
		
		
		



**Answers**

Animal	Number of legs	Number of wings
	6	2
	4	0
	2	2
	2	2
	0	0
	4	0
	6	2
	4	0



## Animal sounds

Kindergarten Science Worksheet

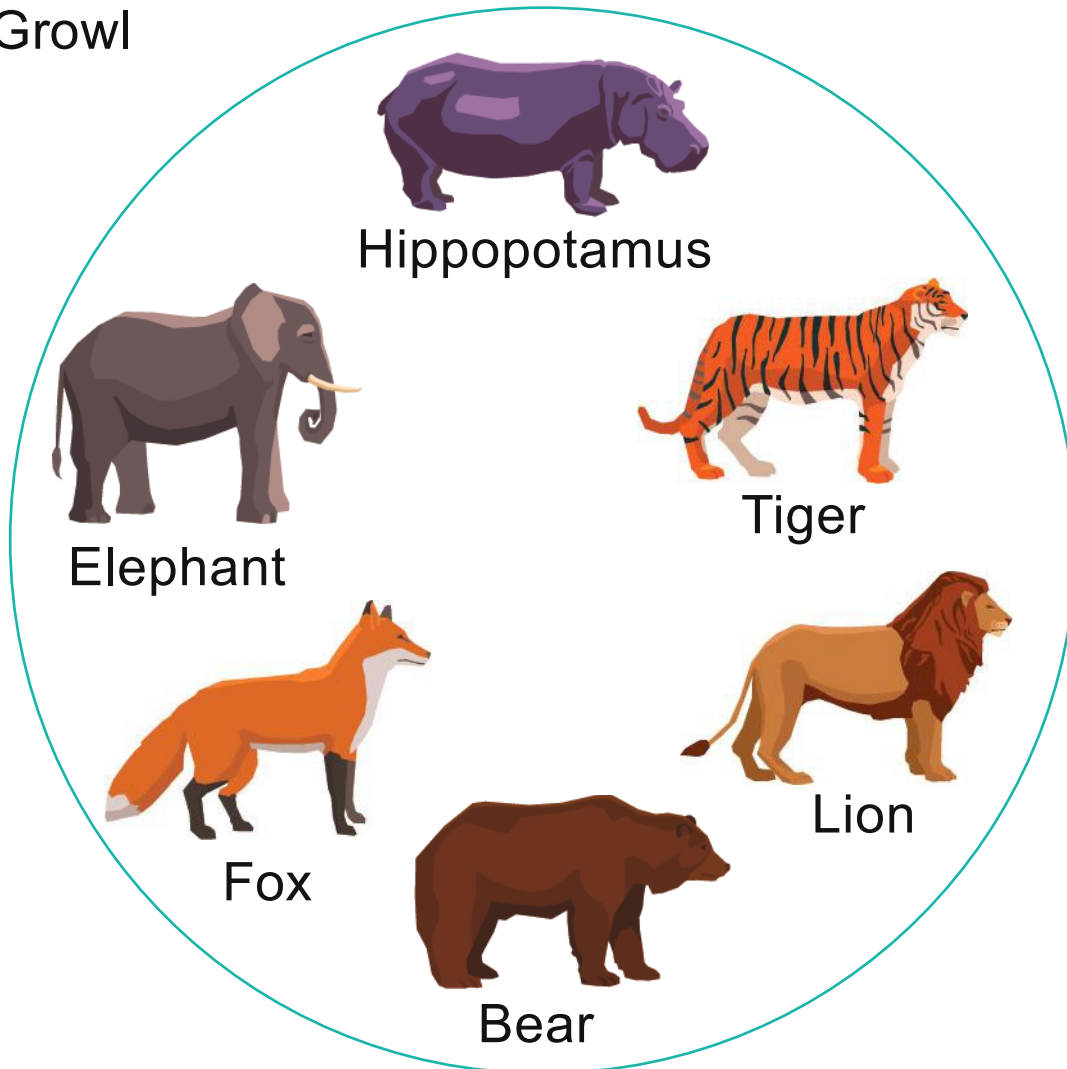
Make the animal sounds.

Then match the animals with their sounds

 Grunt

 Roar

 Growl



 Growl

 Yelp

 Trumpet





# Animal sounds

Kindergarten Science Worksheet

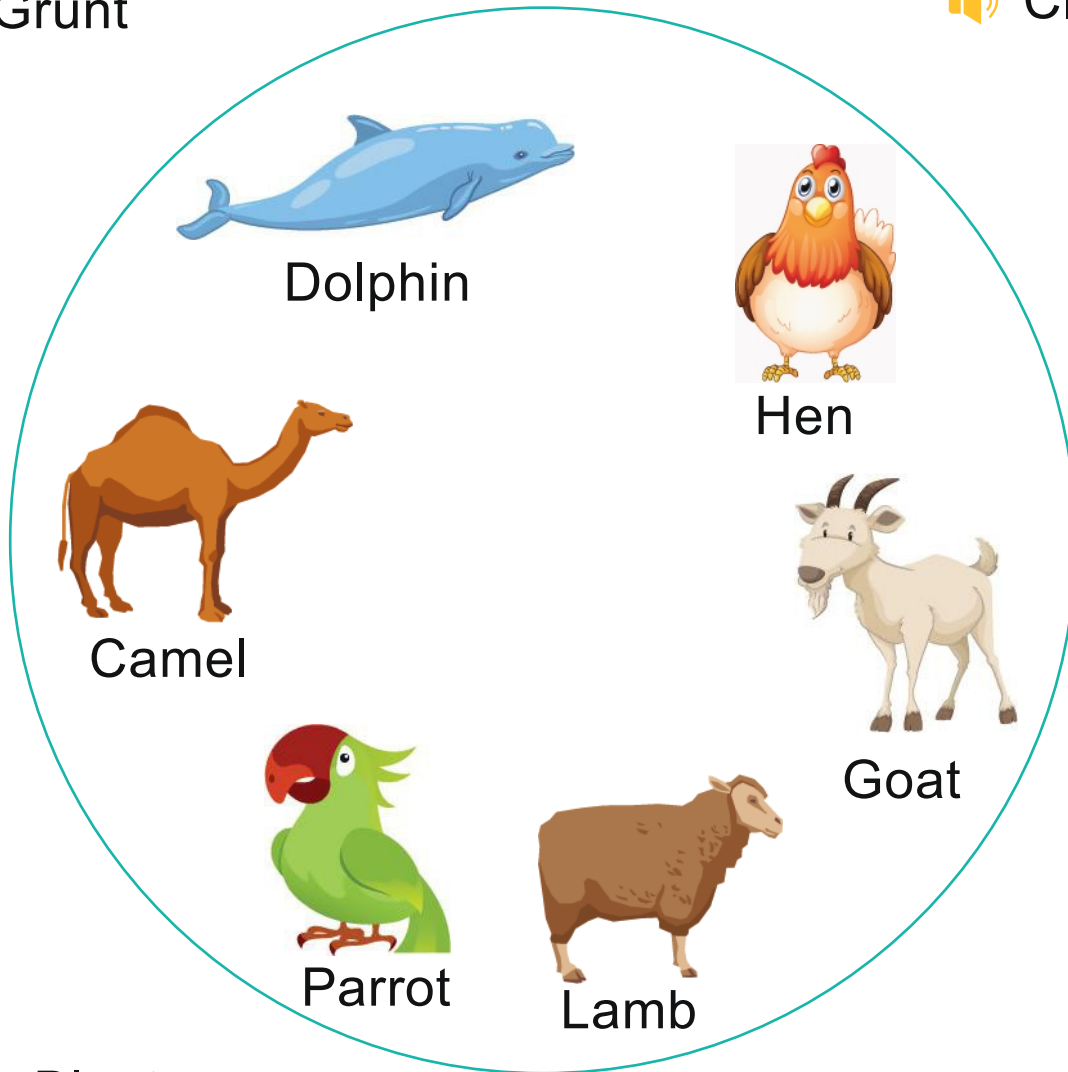
Make the animal sounds.

Then match the animals with their sounds

 Cluck

 Grunt

 Click



 Bleat

 Bleat

 Talks



## Needs of animals

Kindergarten Science Worksheet

Color the pictures. Match each picture with the correct word.

*Animals need food, water, air, space and a place to live.*



A place to live



Food



Water



Space



Air



Answers



A place to  
live



Food



Water



Space



Air




## Needs of animals

Kindergarten Science Worksheet



Circle all the things that animals need to live.

*Animals need food, water, air, space and a place to live.*





**Answers**





## Animal habitats

---

Kindergarten Science Worksheet

Match each animal to its habitat.





**Answers**





# Animal habitats

Kindergarten Science Worksheet

Match each animal to its habitat.







**Answers**





# Animal habitats

Kindergarten Science Worksheet

Match each animal to its habitat.





**Answers**





## Ocean animals

---




Kindergarten Science Worksheet

Circle the animals that live in the ocean.





**Answers**






## Forest animals

---


Kindergarten Science Worksheet

Circle the animals that live in the forest.





**Answers**






## Farm animals

---

Kindergarten Science Worksheet


Circle the animals that live on farms.







**Answers**






# Animal homes

---

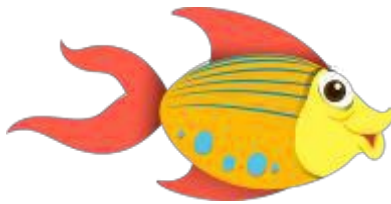

Kindergarten Science Worksheet

Match each animal to where it lives.





**Answers**





## Animal homes

---


Kindergarten Science Worksheet

Match each animal to where it lives.





**Answers**





# Animal homes

Kindergarten Science Worksheet

Match each animal to where it lives.





**Answers**





## How animals adapt

---

Kindergarten Science Worksheet

Fill in the blanks.

cold      fur      warm

Polar bears live in the arctic.

The arctic is very \_\_\_\_\_.

Polar bears have thick \_\_\_\_\_.

The fur keeps them \_\_\_\_\_.







## Answers

Polar bears live in the arctic.

The arctic is very cold.

Polar bears have thick fur.

The fur keeps them warm.



## How animals adapt

Kindergarten Science Worksheet

Fill in the blanks.


dry      water      hump

Camels live in the desert.

The desert is very \_\_\_\_\_.

Camels have a \_\_\_\_\_.

They can store fat in their hump which turns  
into \_\_\_\_\_ and energy.





## Answers

Camels live in the desert.

The desert is very hot.

Camels have a hump.

They can store fat in their hump which turns into water and energy.