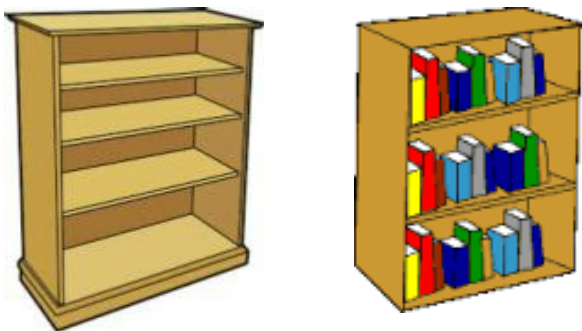





Learning “Full” and “Empty”

Kindergarten Activity Worksheet

Circle the items that are full. Cross-out the items that are empty.

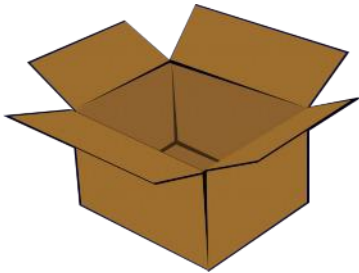




Learning “Full” and “Empty”

Kindergarten Activity Worksheet

Write “full” or “empty” below each item.
















Recognizing “Full” and “Empty”

Kindergarten Activity Worksheet

Circle the items that are full. Cross-out the items that are empty.







Recognizing “Full” and “Empty”

Kindergarten Activity Worksheet

Circle the items that are full. Cross-out the items that are empty.







“Full”, “Half full” and “Empty”

Kindergarten Activity Worksheet


Color the container to match the word beneath it.




Full




Empty




Half full



Empty



Full



Half Full