




Above and below

Kindergarten Position Worksheets: Above and Below




Circle the insect that is above the others.

Draw an "X" through the insect that is below the others.

1)



2)








Above and below

Kindergarten Position Worksheets: Above and Below



Circle the bird that is above the others.

Draw an "X" through the bird that is below the others.

1)



2)

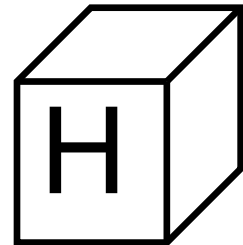



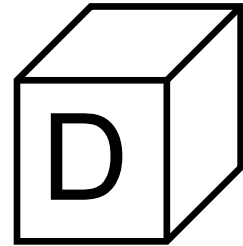
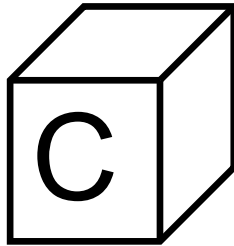
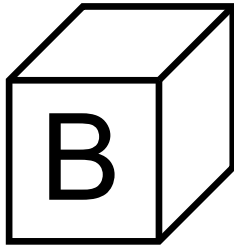
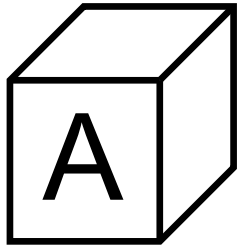




Above and below

Kindergarten Position Worksheets: Above and Below

Look at the blocks and answer the questions:



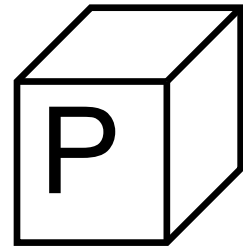
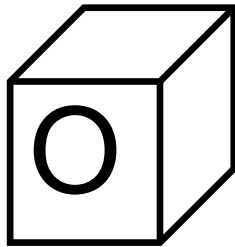


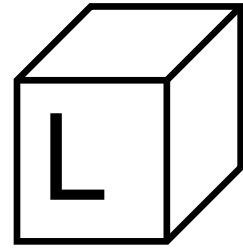


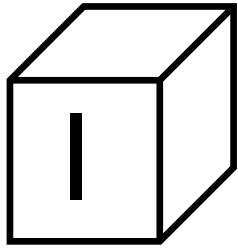
1. Which block is above the “E” block? _____
2. Which block is below the “A” block? _____
3. Which block is above the “H” block? _____
4. Which block is below the “C” block? _____
5. Which block is above the “F” block? _____



Above and below

Kindergarten Position Worksheets: Above and Below

Look at the blocks and answer the questions:



1. Which block is above the “O” block? _____
2. Which block is below the “J” block? _____
3. Which block is above the “N” block? _____
4. Which block is below the “L” block? _____
5. Which block is above the “M” block? _____



Top and bottom

Kindergarten Positions Worksheet

Circle the right position word.



Top

Bottom



Top

Bottom



Top

Bottom



Top


Bottom



Top and bottom

Kindergarten Positions Worksheet

Circle who is at the top. Cross out who is at the bottom.





Identifying left and right

Kindergarten Position Worksheets: Left & Right

Put an X in the square on the left.

Put an X in the square on the right.

Put an X in the square on the right.

Put an X in the square on the left.

Put an X in the square on the right.

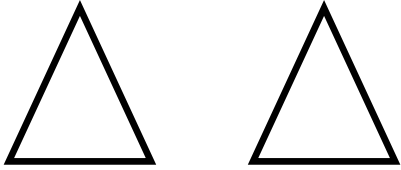
Put an X in the square on the right.

Put an X in the square on the left.

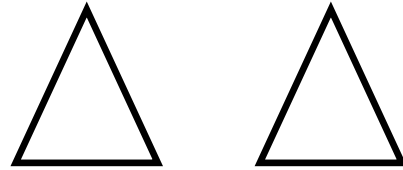


Identifying left and right

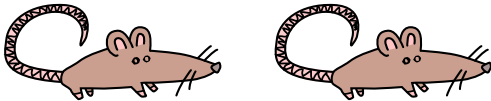
Kindergarten Position Worksheets: Left & Right




Circle the triangle on the left.



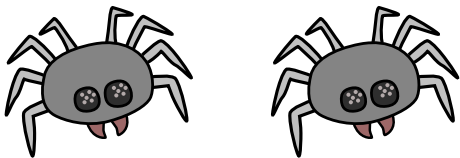
Circle the triangle on the right.




Circle the mouse on the right.



Circle the mouse on the left.



Circle the spider on the left.



Circle the spider on the right.



Identifying left and right

Kindergarten Position Worksheets: Left & Right

Is the frog on the left or right? Circle the correct answer.



left right



left right



left right



left right



left right



left right



left right



left right




left right



Facing left or right

Kindergarten Position Worksheets: Left & Right


Is the bird facing left or right? Circle the correct answer.



left right



left right




left right



left right



left right



left right



left right



left right



left right



Facing left or right

Kindergarten Position Worksheets: Left & Right

Is the bee facing left or right? Circle the correct answer.



left right



left right



left right



left right



left right



left right



left right



left right



left right













Facing left or right

Kindergarten Position Worksheets: Left & Right

Circle the animals facing left.

Draw a box around the animals facing right.














Facing left or right

Kindergarten Position Worksheets: Left & Right

Circle the animals facing left.

Draw a box around the animals facing right.



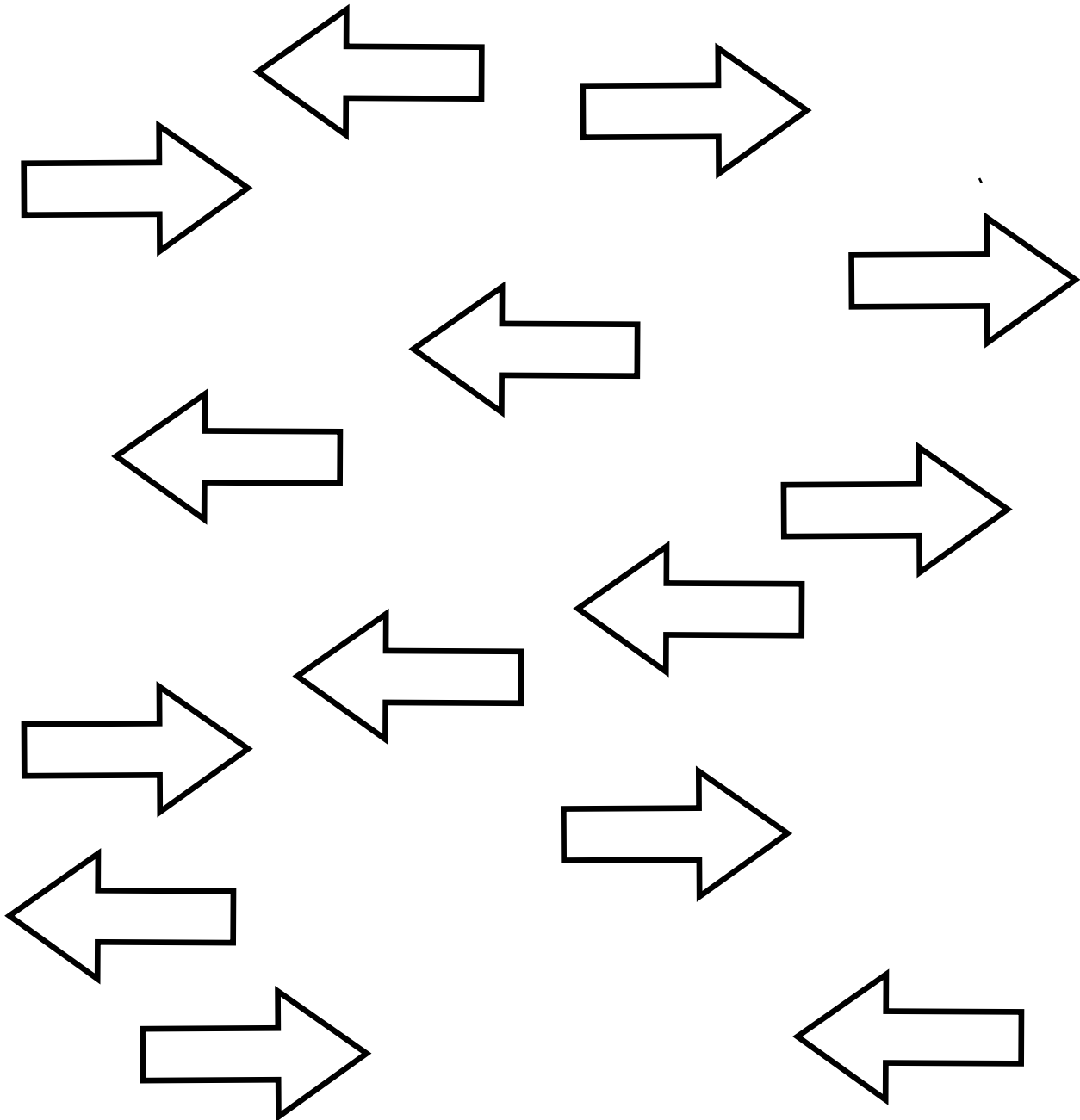


Pointing left or right

Kindergarten Position Worksheets: Left & Right

Color the arrows pointing right red.

Color the arrows pointing left green.








Understanding “between”




Kindergarten Positional Words Worksheets: Between

Circle the shape that is between the other shapes.




1)







2)



3)



Circle the shape between the triangles.








Understanding “between”




Kindergarten Positional Words Worksheets: Between

Circle the shape that is between the other shapes.

1)







2)






Circle the shape between the triangles.

3)



4)









Understanding “between”

Kindergarten Positional Words Worksheets: Between


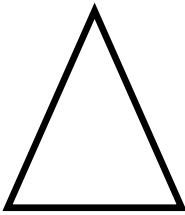
Draw a triangle between the squares.





Draw a cat between the mice.



Draw a circle between the triangles.



Draw a bug between the birds.





Understanding “between”

Kindergarten Positional Words Worksheets: Between

A B C D E F

What letter is between A and C ? _____

What letter is between D and F ? _____

M N O P Q R

What letter is between N and P ? _____

What letter is between O and Q ? _____

U V W X Y Z






What letter is between U and W ? _____

What letter is between X and Z ? _____



Understanding “before” and “after”

Kindergarten Positional Words Worksheets: Before and After







Color the shape before the triangle blue.

Color the shape after the triangle yellow.

Color the shape before the star green.

Color the shape after the circle red.



Color the shape after the star green.

Color the shape before the heart red.

Color the shape after the circle yellow.

Color the shape before the triangle blue.



Understanding “before” and “after”

Kindergarten Positional Words Worksheets: Before and After

C D E F G H

What letter is before D ? _____ before F ? _____

What letter is after G ? _____ after C ? _____

I J K L M N

What letter is before M ? _____ before N ? _____

What letter is after J ? _____ after K ? _____

O P Q R S T

What letter is before Q ? _____ before S ? _____

What letter is after O ? _____ after S ? _____




Inside and outside

Kindergarten Positions Worksheet

Circle the right word



Inside or Outside



Inside or Outside



Inside or Outside




Inside or Outside



Inside and outside

Kindergarten Positions Worksheet

Circle everyone who is outside.
Cross out everyone who is inside.





Inside and outside

Kindergarten Positions Worksheet

Answer the questions.



Is Mini inside her doghouse? _____



What is inside the bowl? _____



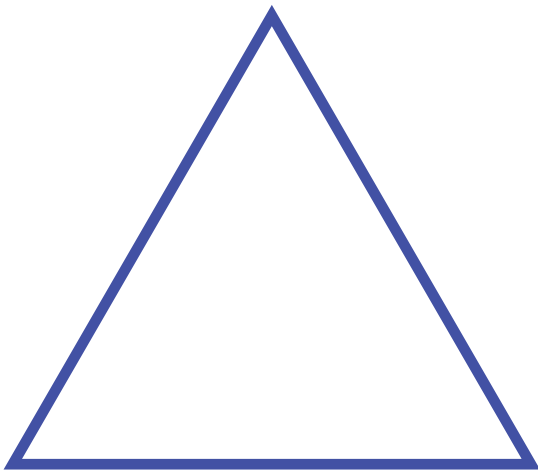
What is outside the bowl? _____



Inside and outside

Kindergarten Positions Worksheet

1. Draw a dog inside the square.
2. Draw a cat inside the circle.
3. Draw a fish inside the triangle.
4. Draw a bird that is not inside any shape











In front & behind

Kindergarten Positional Words Worksheet

Circle the puppies that are in front.
Cross out the puppies that are behind.








In front & behind

Kindergarten Positional Words Worksheet

Circle the people or animals in front.
Cross out the ones that are behind.





Is the cat in front or behind?

Kindergarten Positional Words Worksheet

Write "in front" or "behind" under each picture.











Is the mouse in front or behind?

Kindergarten Positional Words Worksheet

Write "in front" or "behind" under each picture.







Drawing in front and behind

Kindergarten Positional Words Worksheet

Draw a boy in front of the house. Draw a car behind the house.



Draw a dog in front of the tree. Draw a bike behind the tree.





Drawing in front and behind

Kindergarten Positional Words Worksheet

Draw a chicken in front of the house.

Draw a mouse behind the house.



Draw a dog in of the drapes. Draw a cat behind the drapes.

