

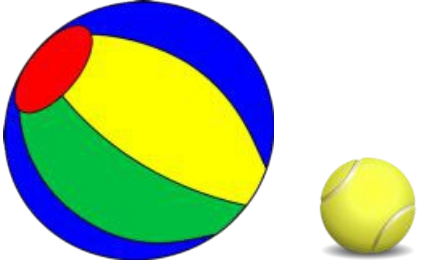


Big vs. Small


Kindergarten Size Comparison Worksheet

Look at the pictures in the boxes. Answer the questions by circling the correct picture.


Which is bigger?




Which is smaller?




Which is smaller?



Which is bigger?



Which is smaller?



Which is bigger?





Big vs. Small

Kindergarten Size Comparison Worksheet

Look at the pictures in the boxes. Answer the questions by circling the correct picture.


Which is bigger?




Which is smaller?



Which is smaller?




Which is bigger?



Which is smaller?



Which is bigger?


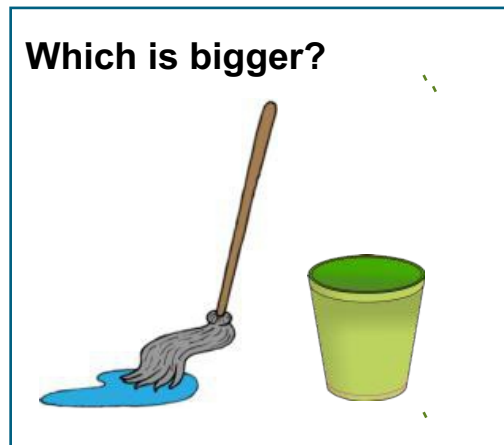
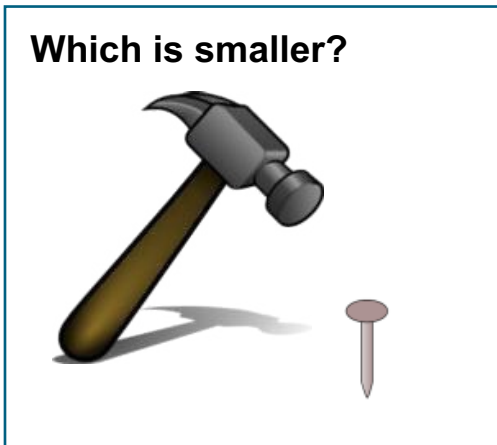
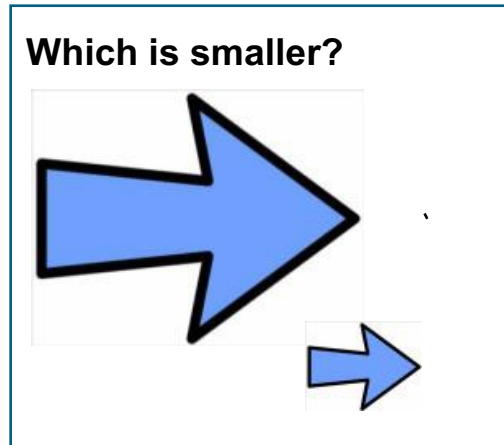
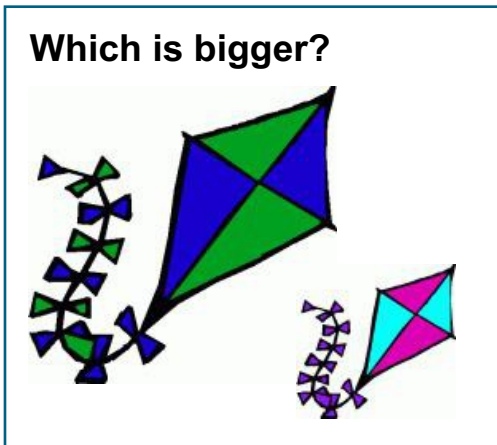




Big vs. Small

Kindergarten Size Comparison Worksheet

Look at the pictures in the boxes. Answer the questions by circling the correct picture.









Big and small animals

Kindergarten Size Comparison Worksheet

Circle the small animals and cross out the big ones.




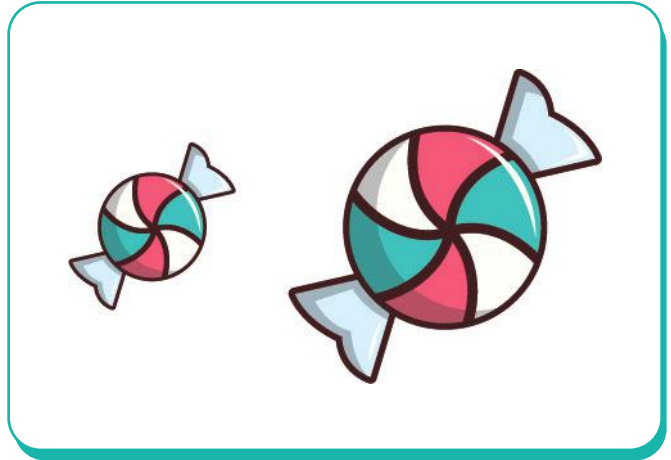





Big and small objects

Kindergarten Size Comparison Worksheet

Circle the small objects and cross out the big ones.






Big or small?

Kindergarten Size Comparison Worksheet

Write "Big" or "Small" below each picture.












Biggest and smallest

Kindergarten Size Comparison Worksheet

Write "B" for the biggest & "S" for the smallest.












Biggest and smallest

Kindergarten Size Comparison Worksheet

Write 'B' for the biggest & 'S' for the smallest.







Small, smaller and smallest

Kindergarten Size Comparison Worksheet


Cut and paste the turtles by size.






Small



Smaller



Smallest

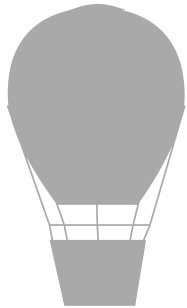




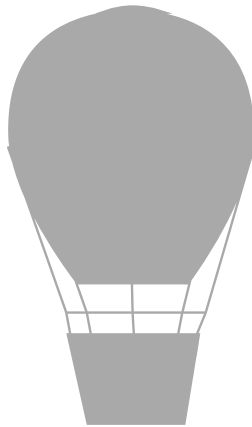
Big, bigger and biggest

Kindergarten Size Comparison Worksheet

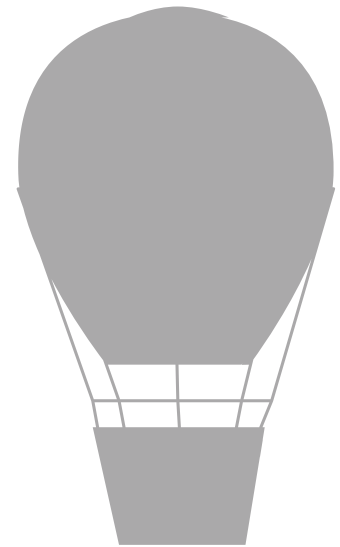
Cut and paste the hot air balloons by size




Big



Bigger



Biggest





Small, smaller and smallest

Kindergarten Size Comparison Worksheet

Write "Small", "Smaller" and "Smallest" under the pictures.















Big, bigger and biggest

Kindergarten Size Comparison Worksheet

Write "Big", "Bigger" and "Biggest" under the pictures.



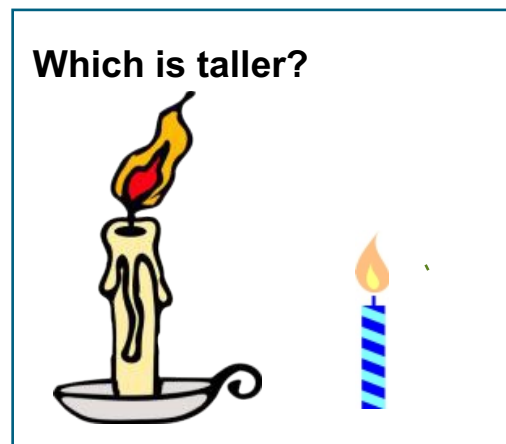
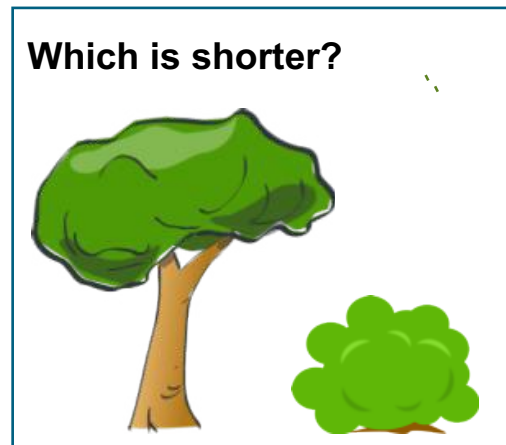

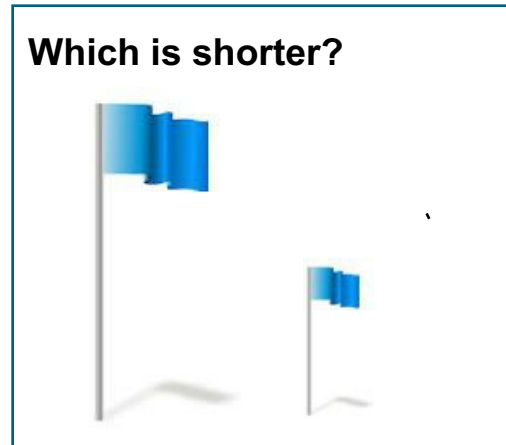
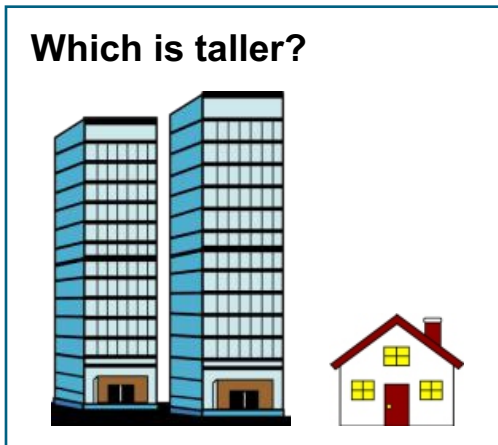




Tall vs. Short

Kindergarten Size Comparison Worksheet

Look at the pictures in the boxes. Answer the questions by circling the correct picture.






Tall vs. Short

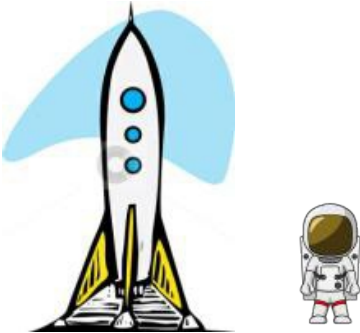
Kindergarten Size Comparison Worksheet

Look at the pictures in the boxes. Answer the questions by circling the correct picture.

Which is taller?




Which is shorter?



Which is taller?



Which is shorter?



Which is shorter?



Which is taller?

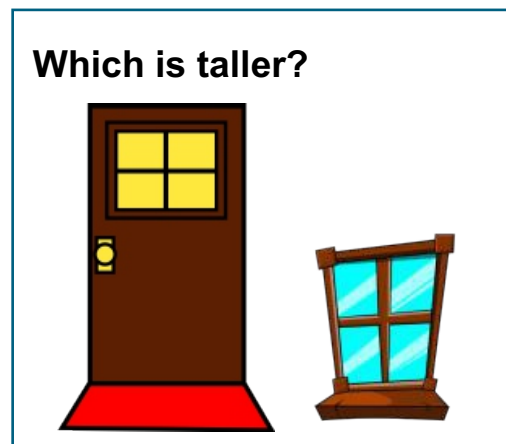

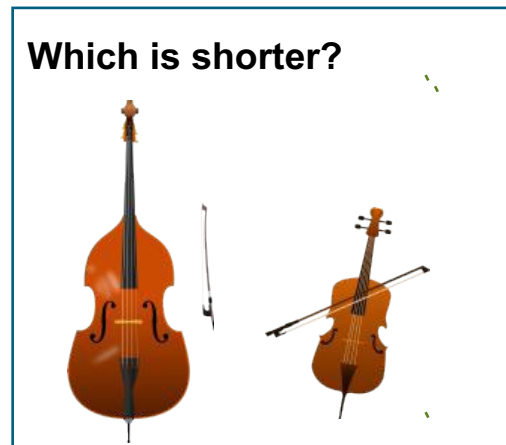






Tall vs. Short

Kindergarten Size Comparison Worksheet

Look at the pictures in the boxes. Answer the questions by circling the correct picture.

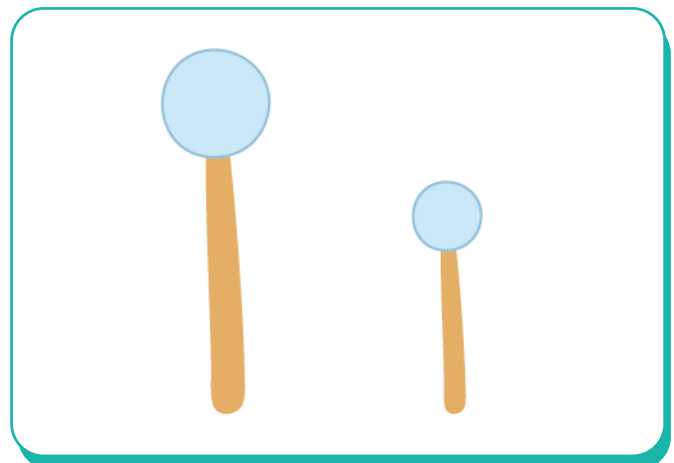





Tall and short

Kindergarten Size Comparison Worksheet

Circle the smaller items. Cross out the tall ones.








Tall and short

Kindergarten Size Comparison Worksheet

Circle the taller items. Cross out the small ones.






Tall or short

Kindergarten Size Comparison Worksheet

Write "tall" or "short" under each picture












Long vs. Short


Kindergarten Size Comparison Worksheet

Look at the pictures in the boxes. Answer the questions by circling the correct picture.


Which is longer?




Which is shorter?




Which is longer?




Which is shorter?



Which is shorter?



Which is longer?





Long vs. Short

Kindergarten Size Comparison Worksheet

Look at the pictures in the boxes. Answer the questions by circling the correct picture.

Which is longer?



Which is shorter?



Which is longer?



Which is shorter?



Which is shorter?



Which is longer?




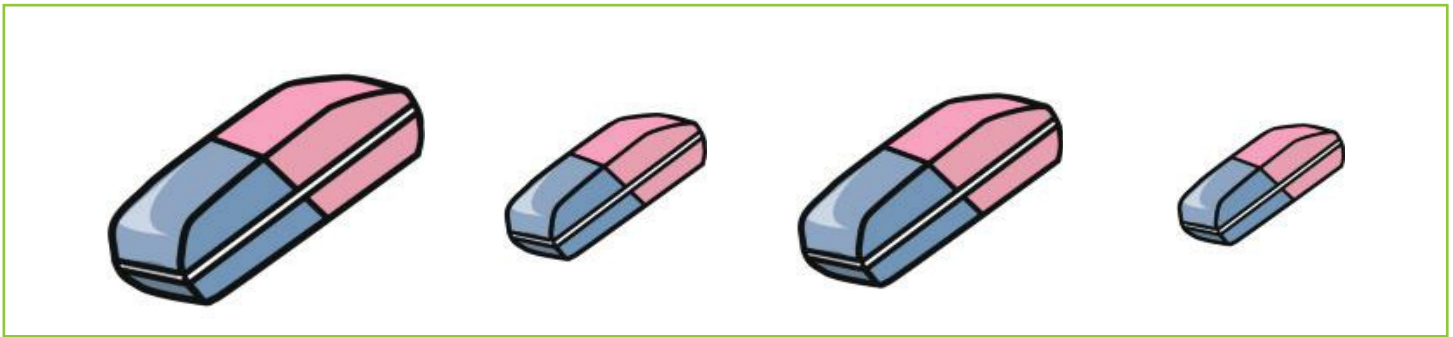




Shortest and longest

Kindergarten Size Comparison Worksheet

Circle the shortest object in each row.
Cross out the longest!


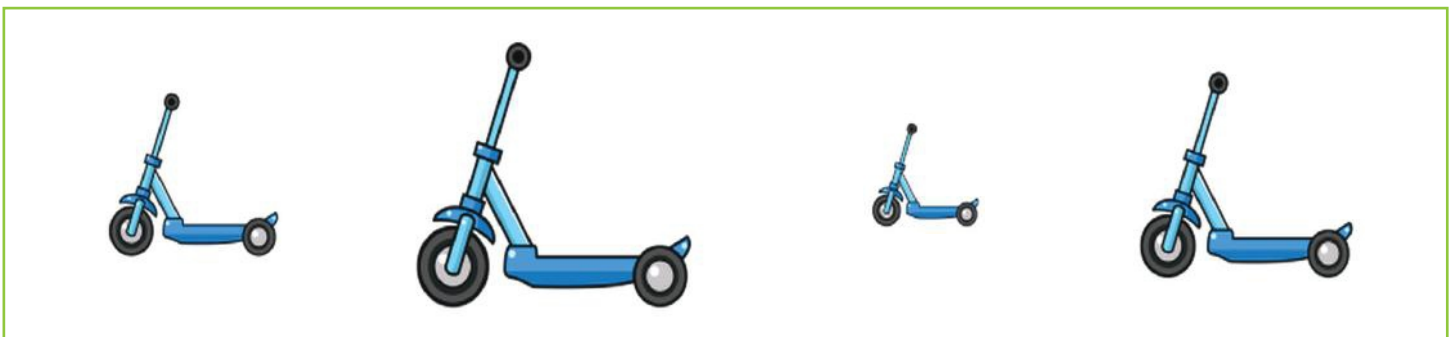





Shortest and longest

Kindergarten Size Comparison Worksheet

Circle the shortest object in each row.
Cross out the longest!


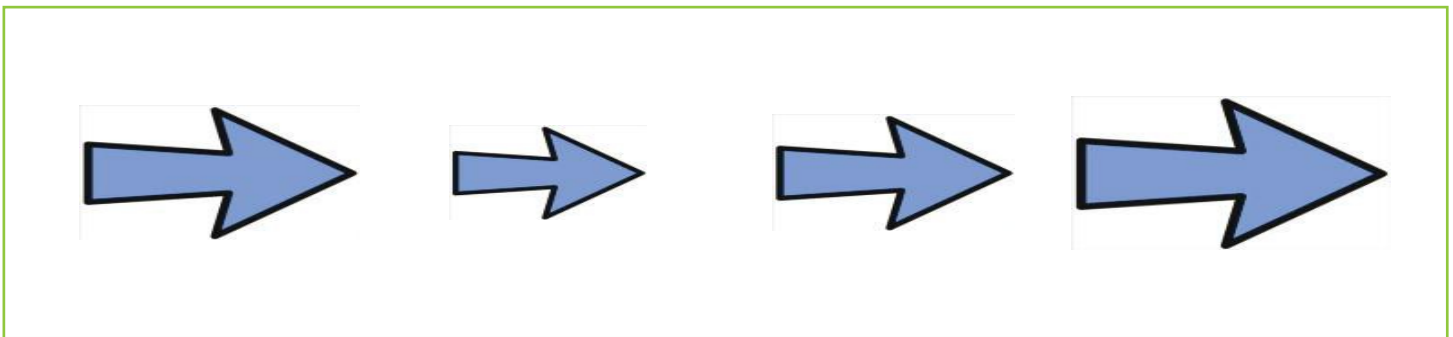




Shortest and longest

Kindergarten Size Comparison Worksheet

Circle the shortest object in each row.
Cross out the longest!


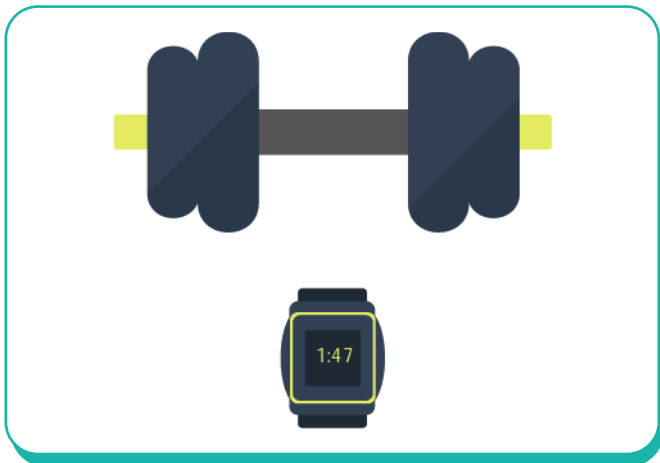





Heavy and light

Kindergarten Size Comparison Worksheet

Circle the heavy objects and cross out the light ones.





Heavy and light

Kindergarten Size Comparison Worksheet

Circle the light objects and cross out the heavy ones.










Lighter robots

Kindergarten Size Comparison Worksheet

Write "L" beside the lighter robot. Cross out the heavier one.






Heavier dinosaurs

Kindergarten Size Comparison Worksheet

Write "H" beside the heavier dinosaur. Cross out the lighter one.






Heavy or Light

Kindergarten Size Comparison Worksheet

Write "Heavy" or "Light" under each picture












Heavy or Light

Kindergarten Size Comparison Worksheet

Write "Heavy" or "Light" under each picture











Same size

Kindergarten Size Comparison Worksheet

Circle the picture that is the same size as the picture on the left.



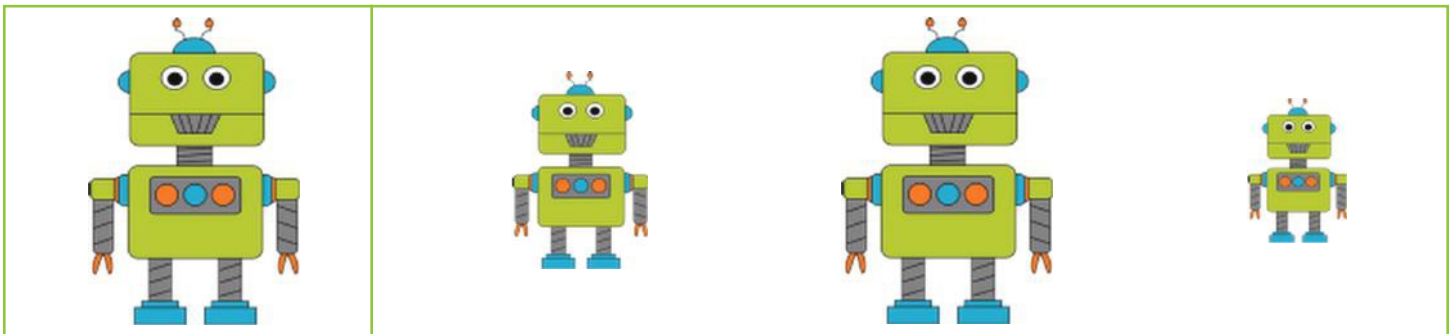
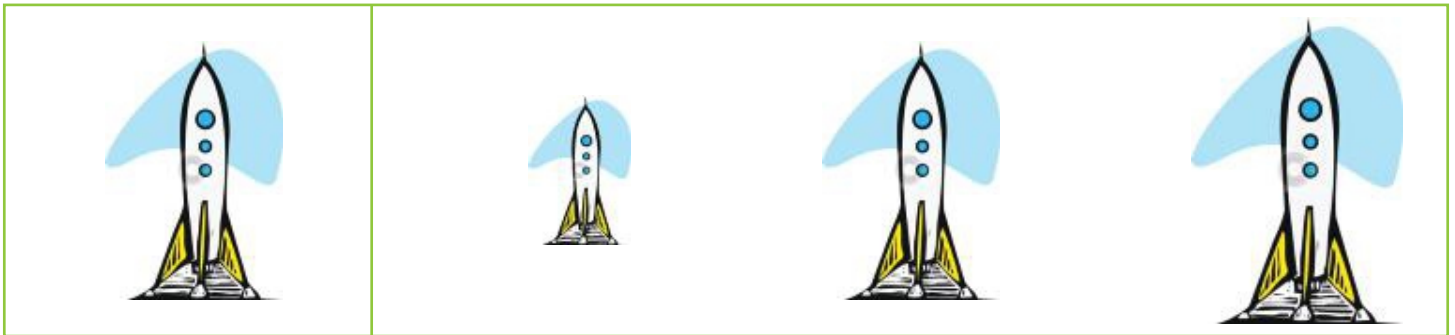

Now go back and write a "B" beside the biggest picture in each row.



Same size

Kindergarten Size Comparison Worksheet

Circle the picture that is the same size as the picture on the left.



Now go back and write a "B" beside the biggest picture in each row.